LONGWOOD
UNIVERSITY

BOARD OF VISITORS

SEPTEMBER 8-10, 2016

BOARD OF VISITORS
September 2016

TABLE OF CONTENTS

1

BOARD OF VISITORS
September 2016

Schedule of Events and Public Meeting Agenda
Lancaster Hall
Stallard Board Room
(unless otherwise noted)

Thursday, September 8

1:30pm – 3:00pm	Executive Committee and Audit Committee Meetings, *Longwood House*
3:15pm – 4:00pm	Robing for Convocation, *President's Office*
4:00pm – 5:00pm	Convocation Ceremony, *Wheeler Mall*
6:00pm – 7:15pm	Reception with Convocation Speaker, Jim Lehrer, *Longwood Bed & Breakfast*
7:30pm	*Optional:* Jim Lehrer's Conversation with Freshman Class, *Jarman Auditorium*

Friday, September 9

8:30am – 9:00am	Continental Breakfast
9:00am – 9:30am	Rector's Welcome
9:30am – 11:30am	President's Report and Discussion
11:30am – 12:00 noon	Reports of Representatives to the Board
12:15pm – 1:15pm	Board Lunch with Students, *Cox Lounge*
1:15 pm – 2:00pm	Tour of Register and Sharp Residence Halls
2:00pm – 4:30pm	Consent Agenda and Board Deliberation
5:00pm – 6:30pm	Reception and Viewing: AP Photojournalism Exhibit, *LCVA*
7:00pm – 8:30pm	Evening Refreshments, *Longwood House*

Saturday, September 10

8:30am – 9:00am	Continental Breakfast
9:00am – 11:00am	Conversation with Farmville and Prince Edward Community Leaders

2

Overview Message from the President

copy follows in this tab, as distributed August 29, 2016

From: Reveley IV, Taylor
Sent: Monday, August 29, 2016 3:19 PM
To: BOV
Subject: Longwood BOV Meeting

Friends,

We look forward to having you on campus at the end of next week for Convocation and the opening BOV meeting of the year. The first weeks of school are always energizing --- that is especially true in this historic year for Longwood.

We'll welcome Jim Lehrer to campus next week to speak at Convocation on Thursday and also to address our freshmen class on his memoir about the pressure of the debates, *Tension City*. Perhaps no one can speak more eloquently to the importance and drama of what awaits us and the country on October 4th. We are working devotedly and diligently to make final preparations for October, as well as to ensure that we make the most of the momentum it gives us into the future.

One thing in particular to celebrate beyond the debate is our success together in moving Longwood's four-year graduation rate to 52% for our most recent graduating class, the first time above 50% for Longwood since at least 1994. For perspective, less than one in ten of America's public colleges and universities have a graduation rate better than 50%. This year we also have the largest senior class (4th year class) we have ever had, so there is the real prospect of continuing this important trend.

And on a different front we can also celebrate the way that Longwood, Farmville, Prince Edward, and Hampden-Sydney are working together. This is America's first two-college community --- there is no town, city, or county in the nation that is older which has had two institutions of higher education for longer. The community is beginning to take deep pride in its college-town identity. On the Saturday of next week's meeting, community officials will gather with the BOV to discuss the progress of work together.

Your briefing materials for the upcoming meeting will arrive by overnight, and Kay Stokes will also distribute them electronically this afternoon.

Thanks, as always, and looking forward to seeing you soon,
Taylor

3

Longwood University
Board of Visitors

June 10-11, 2016
-Minutes-

******* DRAFT*******

Friday, June 10, 2016

Call to Order

The Longwood University Board of Visitors met on Friday, June 10 at the Hotel Monaco in Alexandria, Virginia. The meeting was called to order at 9:00 a.m. by Rector Colleen Margiloff.

Members present:

Mrs. Eileen Anderson
Mrs. Katherine Busser
Mr. Michael Evans
Mr. David Hallock
Mr. Eric Hansen
Mrs. Colleen Margiloff
Mr. Stephen Mobley
Mrs. Marianne Radcliff
Ms. Pia Trigiani
The Hon. Robert Wertz, Jr.

Mr. Schwartz, Mrs. Walker and Mr. Ward were absent.

Also Present:

President Taylor Reveley
Cameron O'Brion, Office of the Virginia Attorney General
Vice President for Administration and Finance Ken Copeland
Vice President for Student Affairs Tim Pierson
Provost and Vice President for Academic Affairs Joan Neff
Vice President for Strategic Operations Victoria Kindon
Vice President for Institutional Advancement Courtney Hodges
Dean of College of Graduate and Professional Studies Jeannine Perry
Faculty Representative Dr. Lissa Power-deFur
Alumni Representative Dr. Kendall Lee
Executive Assistant Kay Stokes

Rector's Welcome and Consent Agenda

Mrs. Margiloff commented on how fortunate she has been working together with the board and her appreciation of the special relationship shared by board members. She also noted great appreciation for the faculty, staff and vice presidents of the university. Mrs. Margiloff asked for a motion to approve the Consent Agenda. Mrs. Busser so moved and Mr. Evans seconded. There was a brief discussion regarding each item to provide context as to the reason for the proposed board action. The motion was approved unanimously. (A copy of the Consent Agenda is included as Appendix 1).

President's Welcome

President Reveley noted the virtues of the annual retreat and the opportunity it affords to consider important matters in a less rushed fashion. He provided an update on the high level of activity on campus, especially the building projects (Gateway, Willett façade, Sharp and Register Halls); he added that layers of oversight associated with the Upchurch Center have been successfully navigated and he recently called Elsie Upchurch to give her an update on the projected start time.

The President noted an announcement was expected soon by the Governor on new board appointments. He expressed his confidence in the new compliance committee of the University Planning Council chaired by Virginia Kinman and Michelle Meadows. He believes moving the bookstore to Main Street will improve town/gown efforts toward a more robust economic development and marketing process. When discussing the bookstore, Board members asked about improving the merchandise and clothing available for sale and suggested canvassing students to get their top-10 requested items.

President Reveley announced that the consent agenda will be restructured for future board meetings to provide clearer context regarding proposed items, and that the format of the task force committees will also be reconsidered.

Reports of the Vice Presidents

Mrs. Hodges reported on an exciting year for University Advancement including increasing the staff from eight to 14 members. The office now has three gift officers who have completed more than 200 visits, adding that one recent donor visit resulted in an immediate $30,000 scholarship. She added the first Day of Giving was both a success and a learning experience. The new director of Conferences and Events, Judith Campbell, brings a high level of expertise in event planning to Longwood. Jen Cox has transferred into the office to assist with local governmental relations. Following questions by board members about the funding of debate sponsorships, Mrs. Hodges briefly described sponsor levels and the types of corporations being approached.

Dr. Pierson noted that Longwood's students are very engaged on campus and care deeply about their community, as evidenced by the recent proposal for a new Diversity Statement for the university. Their community spirit was shown through raising more than $80,000 for this year's

Relay for Life. With regards to student well-being, he noted that 700 students were seen by the Care Team this year and more than 400 students are registered through Disability Resources.

Dr. Neff was pleased to announce the new Dean of the Cook-Cole School of Arts and Sciences, Roger Byrne, would begin work at Longwood later in June. Two candidates for the Dean of the Library will interview on campus in the coming weeks. She noted that thanks to David Lehr Longwood was the first institution to complete a report on Advanced Placement use and scoring, as required by SCHEV. She commented the recent Hokeula event was a good opportunity to partner with Westmoreland County officials and schools and added that drone footage and aerial shots captured during the event will be used in future promotional materials for Hull Springs Farm. Once again the Yellowstone trip was highly successful for the participating students and faculty. She announced that Alix Fink was recently awarded a Pulse Program grant to re-think STEM and ways to engage students; an amount up to $500,000 is available, if steps for the grant are completed.

Ms. Kindon reported Media Day associated with the October 4 Vice Presidential Debate was being held concurrently on campus. More than 80 journalists representing eight major networks were meeting with Longwood IT staff and debate team members throughout the day regarding technical matters and the expected layout for the debate. Also Spring Orientations have begun on campus and for the first time students preregistered for their classes (totaling 15 credit hours), a process which is key piece for success. She added the Career Center is now aligned with the Alumni Office to better serve our students and that a number of alumni are mentoring currently enrolled students.

Mr. Austin reported on the recent Big South Conference Meeting and noted that President Reveley is serving on the Executive Committee and the subcommittee focusing on rebranding of the conference; he added Consuelo Alvarez is chairing the committee of Faculty Athletic Representatives and noted Michelle Meadows successfully completed chairing the committee that reorganized women leaders of the conference. He commented Internal Audit has recently completed its audit of the Athletics Compliance Office. As for upcoming events, Athletics will again partner with the CBE to sponsor the Gala in Richmond in late October 2016; on December 3, the basketball court will be named in honor of the late Jerome Kersey and the evening's game against JMU will be televised; and in January 2017 there will be a ceremony in honor of retired women's basketball coach Shirley Duncan. Mr. Austin commended Coach Kathy Riley and the women's softball team for a record-breaking season in which they reached the NCAA Regionals. He added the softball team's success gave momentum to the baseball team during its Big South Championship Tournament run.

Budget Discussion

Mr. Copeland commented that the transition to the new state-mandated Cardinal System will be completed by June 30.

He provided an overview of the proposed operating budget. He added that annual performance-based increases will be awarded in August. These increases as well as the ability to keep tuition and fees low are due to successful retention efforts.

Following Mr. Copeland's overview of the capital budget, Mrs. Margiloff asked for a motion to approve both the operating and capital budgets. Ms. Trigiani so moved, Mr. Mobley seconded and the motion to approve both budgets was unanimously approved (copies of the budgets are included as Appendices 2 and 3).

Reports of Representatives

Dr. Lissa Power-deFur commented she is completing her first year of a two-year rotation as faculty representative and as such has attended meetings of the faculty senate, the graduate task force committee, and the faculty finance committee (where she reviewed the budget for transparency). She also participated in the faculty senate's work on promotion and tenure and joined in the deliberation of the proposed revision to the general education curriculum. She noted how impressed she and other faculty were with Quincy Goodine as he worked with them on the creation of a diversity statement for Longwood. She added faculty are engaged with the debate and shared the wide range of associated courses being offered. Dr. Power de-Fur was appreciative of her front-row seat at commencement where she was able to view the strong bond between faculty and students. She added it is apparent to the faculty that the board cares. Board members shared a suggestion that on-line courses or seminars could be made available for alumni-only participation.

Dr. Kendall Lee, on behalf of the Alumni Association, voiced his congratulations for hiring Ryan Catherwood as the director of the office and noted the substantial growth within the office. He also commended the incorporation of career services with the office of alumni relations. He also agreed the first Longwood Day of Giving was successful and added that the alumni award banquet was well attended and well received by alumni. He concluded by noting at the end of June several members will rotate off the alumni board, three new members will join and four current members will return.

Task Force Meetings and Lunch

At 12:15 p.m., the meeting recessed for lunch and reconvened at 1:30 p.m.

President Reveley noted that following comments and discussion among the board that going forward the task force sessions would be restructured, possibly covering two Strategic Priorities areas per meeting rather than the original six (Retention and Graduation, National Marketing, Foot Traffic by Alumni and Friends; Regional Prosperity; Strengthening the University Community; and Organization, Structuring and Governance). Members commented the morning portions of regular board meetings are critical to those new on the board.

At 2:00 p.m., the Executive Director of the Commission on President Debates, Janet Brown, joined the meeting to give a presentation and answer questions relating to the 2016 Presidential and Vice Presidential Debates. Ms. Brown noted CPD staff had seen local DC transit buses

promoting the Vice Presidential debate at Longwood and offered congratulations for this brilliant marketing tool. She conveyed that Longwood has an extraordinary Debate team that has worked extremely effectively to prepare for the event.

Mrs. Margiloff proposed a motion to go into Closed Session under Section 2.2-3711(A)(1) of the Code of Virginia to discuss matters pertaining to the performance of Longwood University employees. Mr. Hallock so moved, Ms. Trigiani seconded and the motion was unanimously approved.

By roll call vote, the Board returned to open session. The Board strongly commended President Reveley on his leadership of the University during the 2015-16 fiscal year.

On behalf of the nominating committee, Mr. Hallock recommended to the Board that the following be elected as officers for 2016-2017: Robert Wertz as rector, Marianne Radcliff as vice rector; Pia Trigiani as secretary and Eric Hansen as member at large. The motion was approved unanimously.

There being no further business, the meeting was adjourned at approximately 4:30 p.m.

Later that evening members gathered for cocktails and dinner.

Saturday June 11, 2016

The Board reconvened on Saturday, June 11 at the Hotel Monaco in Alexandria, Virginia at 9:30 a.m. All members were present except Mr. Schwartz, Mrs. Walker and Mr. Ward. Also present were President Taylor Reveley, Cameron O'Brion, Kay Stokes and Kevin Kruger of NASPA, the leading national association of student affairs professionals.

The Board engaged in a substantive discussion, lasting approximately two hours, with Mr. Kruger on challenges and opportunities facing American higher education and his perspective on the big issues in student affairs that boards should be contemplating – most prominent among them Title IX, the growing diversity of the college population, and student mental health.

President Reveley requested the Board's approval to present honorary certificates of appreciation to Board members who will rotate off as of June 30, 2016: Brad Schwartz, Shelby Walker and Lacy Ward. It was so moved by Ms. Radcliff, seconded by Mr. Hallock and unanimously approved.

There being no further business, the meeting was adjourned at approximately 11:30 a.m.

4

Edits, Updates, and Amendments Regarding Policy, Procedure and Planning

This section includes standard updates to policies and procedures, including: approval of exercise science degree program; approval of health and phys ed degree program; approval of two FY2017 course fees; and approval of minor revisions to non-discrimination policy and to sexual misconduct policy. Edits are marked in blackline.

CONSENT AGENDA

Approval of Exercise Science Degree Program

The Bachelor of Science in Exercise Science at Longwood University in Farmville is sponsored by the Department of Health, Athletic Training, Recreation and Kinesiology in the College of Education and Human Services. Implementation is proposed for the Fall 2017 semester. The purpose of the program is to produce the most educated and well prepared exercise science professionals in the state by providing graduates with a fundamental understanding of exercise physiology, strength training and conditioning, exercise testing and prescription, and health and fitness management.

Since 2004, Longwood has offered the Bachelor of Science in Kinesiology (CIP code 31.0501 Kinesiology and Exercise Science) with concentrations in Physical and Health Teacher Education PK-12 and Exercise Science. Increased demands on teacher education programs combined with growth and specialization of the field of study in exercise science have resulted in a gradual drifting and separation of program goals and core coursework between the two concentrations. As a result, only 25 hours of core coursework are now shared by the two concentrations. The BS in Exercise Science is proposed as a stand-alone degree program in CIP code 31.0501 Kinesiology and Exercise Science. Five existing full-time faculty lines will support the stand-alone program, and no additional resources will be required.

The proposed BS in Exercise Science follows the curriculum of the existing concentration, with a professional core of 46 credits plus 12 supporting major requirement credits and 6 restricted elective credits. A unique feature of the Exercise Science curriculum is the placement of an 8 credit, 400 hour internship during the summer between the junior and senior years. While many programs use an internship as the capstone experience, the Longwood Exercise Science program uses the internship as an opportunity to enhance senior level learning. Students return from the internship with a new and different perspective on classroom learning that enriches their remaining coursework experience.

Exercise Science professionals are employed in fitness facilities, high performance sports facilities, hospital and community based rehabilitation and wellness programs, as well as pursuing advanced degrees in these areas. The existing Exercise Science concentration for the BS in Kinesiology experienced a significant increase in enrollment (47%) from 2011-12 (142) to 2015-16 (210). This rapid growth is a clear indication of student demand for the proposed degree program. The stand-alone BS in Exercise Science will clearly communicate to prospective employers the specific curriculum and how it differs from physical education.

The latest U.S. Department of Health and Human Services (DHHS) Physical Activity Guidelines for Americans report suggests that all Americans should engage in regular physical activity for health and fitness and to prevent disease. A major role of an exercise science professional is to interpret these guidelines, and appropriately and safely prescribe exercise to reduce risk of, prevent, or alleviate chronic disease.

The Exercise Science program is accredited by the Commission on Accreditation of Allied Health Education Programs (CAAHEP) in compliance with the Standards and Guidelines for the Accreditation of Educational Programs in Exercise Science as determined by the Committee on Accreditation for the Exercise Sciences (CoAES) of the American College of Sports Medicine (ACSM). At the time of its initial accreditation in 2013, Longwood's program was one of four accredited programs in Virginia and one of only two public accredited programs.

The program was approved by the Faculty Senate on October 29, 2015. A new program proposal will be sent to the State Council of Higher Education for Virginia for approval at its January 2017 meeting.

CONSENT AGENDA

Approval of Health and Physical Education Degree Program

The Bachelor of Science (BS) in Health and Physical Education at Longwood University in Farmville is sponsored by the Department of Health, Athletic Training, Recreation and Kinesiology in the College of Education and Human Services. Implementation is proposed for the Fall 2017 semester. The purpose of the program is to prepare professionals who possess the knowledge, skills, and dispositional characteristics necessary to impact positive changes in health behaviors through their work in settings such as the PK-12 school system and community health agencies.

In 2004, Longwood renamed its longstanding BS in Physical Education to a BS in Kinesiology with concentrations in Physical and Health Teacher Education PK-12 and Exercise Science. Increased demands on teacher education programs combined with growth and specialization of the field of study in exercise science have resulted in a gradual drifting and separation of program goals and core coursework between the two concentrations. As a result, only 25 hours of core coursework are now shared by the two concentrations. The BS in Health and Physical Education is proposed as a stand-alone degree program in CIP code 13.1314 Physical Education Teaching and Coaching. Six existing full-time faculty lines will support the stand-alone program, and no additional resources will be required.

The proposed BS in Health and Physical Education will incorporate the existing PK-12 teacher licensure concentration and will add a non-licensure concentration in Health Promotion. The curriculum is based on national standards with a professional core of 41 credits and concentrations of 34-35 credits. Four new courses were created for the Health Promotion concentration, and several core courses were redesigned to address both school and community settings. Embedded in the curriculum are field-based learning experiences, meaning that students spend time in schools and community agencies gaining practical knowledge. Not only has the university maintained a steady stream of health and physical education teacher candidates over the years, but it has also seen a rise in students opting for the existing minor in health education (from 28 in the fall of 2015 to 38 in the spring semester of 2016). These two groups - the PK-12 teacher licensure majors as well as the health education minors – provide a solid enrollment pool for the proposed degree program. Moreover, the BS in Health and Physical Education will provide students with a degree title that more accurately reflects the coursework taken and will more accurately identify with the type of professional jobs graduates of the program will seek.

Entities such as the American Heart Association, the American Medical Association, the Centers for Disease Control and Prevention, and the Surgeon General's Office call for increased reliance on educating people about health and physical activity and call for schools and community agencies to lead the way. The core curriculum and two concentrations in the proposed Health and Physical Education program will address the health behaviors of the people of the Commonwealth across a variety of work settings.

The program was approved by the Faculty Senate on October 29, 2015. A new program proposal will be sent to the State Council of Higher Education for Virginia for approval at its January 2017 meeting.

Longwood University

Course Fees

	2015-2016	2016-2017	$ Increase
ISCS 375 Web Design and Development	0	400	400
ISCS 376 Cyber Security 1	0	400	400

These are dual enrollment courses very much like the Personal Finance and Economics course offered the past several summers to area high school students. Henrico County has asked Longwood to offer these classes and they will pay the fee on behalf of their students.

BOARD OF VISITORS

ACTION ITEM

Approval of Revisions to Policy 5215

ACTION REQUESTED: On behalf of the President, I move that the Board of Visitors approve revisions to the Longwood Non-Discrimination Policy.

RATIONALE: This policy was last revised in September 2015. Update of Longwood University's Equal Opportunity officer.

Note: Proposed changes to language are indicated in strikethrough, and additions to language are indicated in bold.

Non-Discrimination

I. Purpose

The purpose of this policy is to restate the Institution's commitment to diversity.

II. Policy

Longwood University, an agency of the Commonwealth of Virginia, is an equal opportunity institution of higher learning. Consistent with Federal and State law, the University promotes equal opportunity for all prospective and current students and employees. The University will not discriminate against any individual on the basis of race, sex, color, national origin, religion, sexual orientation, gender identity, age, political affiliation, veteran status, or disability status, except in relation to employment where a bona fide occupational qualification exists.

Anyone with questions concerning access or accommodations should contact Disability Resources at 434-395-2391 (V); 800-828-1120 (TT Relay). If you have any questions or concerns regarding employment please contact the Equal Opportunity officer, ~~Della Wickizer~~ **Lisa Mooney**, at 434.395.2074. For more information or if you believe you have been subject to discrimination on the basis of sex or gender identity, please contact Longwood University's Title IX Coordinator:

Jennifer Fraley, Associate Dean of Conduct & Integrity and University Title IX Coordinator
Office: Lancaster G-26;
Office Phone (434) 395-2490, Cell Phone (434) 808-9439
Email: fraleyjl@longwood.edu
www.longwood.edu/titleix
www.longwood.edu/studentconduct

This policy represents a commitment by Longwood University to support the practice, spirit and good-faith effort of equal opportunity beyond mere compliance with government regulations. Longwood administrators, management staff and supervisors are responsible for supporting and following this policy in their respective areas. Faculty, administrators, staff and students are expected to understand and support this important policy.

BOARD OF VISITORS

ACTION ITEM

Approval of Revisions to Policy 5231

ACTION REQUESTED: On behalf of the President, I move that the Board of Visitors approve revisions to the Longwood University Sexual Misconduct Policy.

RATIONALE: This policy was last revised in June 2016. Update of staff member and contact information for Deputy Title IX Coordinator for Employees and location and name of available resources.

Note: Proposed changes to language are indicated in strikethrough, and additions to language are indicated in bold.

Longwood University Sexual Misconduct Policy

Longwood University is committed to providing a healthy living, learning and working environment; an atmosphere that emphasizes the dignity and worth of the individual, which promotes personal integrity, civility and mutual respect, and creates an environment that is free from sexual misconduct and discrimination. Sexual misconduct, sexual discrimination and sexual harassment, are incompatible with Longwood's commitment to diversity and educational equity. Educational training and prevention programs will be provided along with appropriate resources and reporting options. This policy includes all forms of sexual misconduct, including sexual discrimination, sexual harassment, sexual assault, sexual violence, dating and relationship violence, and stalking by employees, students, or third parties. This policy addresses any sexual misconduct that involves members of the Longwood community regardless of whether the incident occurs during working hours and regardless of whether the incident occurs on or off campus. The intent of this policy is to provide the campus community with information, common definitions, and strategies to report and manage incidents that occur.

Eligibility for Assistance

This policy applies to all Longwood students, staff and faculty in all University programs and activities regardless of location of the incident(s). This policy also applies to individuals who join our community as an affiliate or part of an affiliated program. The University will conduct investigations to the best of their ability that may lead to appropriate criminal, personnel, and student conduct actions. Action will be taken to offer Longwood students, staff and faculty immediate resources which may include counseling, medical assistance and living, learning and/or appropriate working environment adjustments.

If the complainant is a Longwood student, staff or faculty member and the accused respondent has no affiliation to Longwood, the complainant shall be offered available resources as appropriate. To the extent possible, the University will address the behaviors defined below

towards any member of the Longwood community by non-members, including contractors, alumni, visitors, and any others identified as non-employees or non-students of the University.

If the complainant is a Longwood student, staff or faculty member and the accused respondent is affiliated with Longwood, both the complainant and accused respondent shall be offered available resources as appropriate.

If the complainant is not a Longwood student, staff or faculty member but the accused respondent is affiliated with Longwood, the respondent shall be offered counseling, medical and other resources as appropriate.

Definitions

Sexual Misconduct is a term that encompasses any sexual behaviors that violate Longwood University's Code of Conduct and University Policies. In general, any non-consensual contact of a sexual nature may constitute Sexual Misconduct. Sexual Misconduct may vary in its severity and consists of a range of behaviors or attempted behaviors that may be grounds for conduct action under University policy. The following policy definitions apply:

1. **Consent:** Effective consent is the basis of the analysis applied to unwelcome sexual contact. Lack of consent is the critical factor in any incident of sexual misconduct and sexual violence. Consent is informed, freely and actively given and requires clear communication between all persons involved in the sexual encounter. Consent is active, not passive. Consent can be communicated verbally or by actions. But in whatever way consent is communicated, it must be mutually understandable. Silence, in and of itself, cannot be interpreted as consent. It is the responsibility of the initiator of sexual contact to make sure they understand fully what the person with whom they are involved wants and does not want sexually. Consent to one form of sexual activity does not imply consent to other forms of sexual activity. Previous relationships or consent does not imply consent to future sexual acts. Consent may be withdrawn at any time, by any party to the sexual activity.

   Consent cannot be procured by use of physical force, compelling threats, intimidating behavior, or coercion. Coercion is unreasonable pressure for sexual activity. Coercive behavior differs from seductive behavior based on the type of pressure someone uses to get consent from another. Effective consent cannot be given by minors, mentally disabled individuals or persons incapacitated as a result of drugs or alcohol. If a person is mentally or physically incapacitated or impaired so that such person cannot understand the fact, nature or extent of the sexual situation or activity, there is no consent; this includes impairment or incapacitation due to voluntary alcohol or drug consumption by the alleged victim, or being asleep or unconscious. Incapacitation is a state where one cannot make a rational, reasonable decision because they lack the ability to understand the: who, what, when, where, why or how of their sexual interaction. Use of alcohol or other drugs will never function to excuse behavior that violates this policy.

   This policy also covers someone whose incapacity results from mental disability, sleep, involuntary physical restraint, or from the taking of a so-called "date-rape" drug. Possession, use

and/or distribution of any of these substances, including Rohypnol, Ketomine, GHB, Burundanga, etc. is prohibited, and administering one of these drugs to another person for the purpose of inducing incapacity is a violation of this policy.

2. **Sexual Activity**: includes intentional contact with the breasts, buttock, groin, or genitals, or touching another with any of these body parts, or making another touch oneself or themselves with or on any of these body parts; any intentional bodily contact in a sexual manner, though not involving contact with/of/by breasts, buttocks, groin, genitals, mouth or other orifice. Intercourse however slight, meaning vaginal penetration by a penis, object, tongue or finger; anal penetration by a penis, object, tongue; or finger, and oral copulation (mouth to genital contact or genital to mouth contact).

3. **Sexual Discrimination:** includes all forms of: sexual harassment, sexual assault, and sexual violence by employees, students, or third parties against employees, students, or third parties. Students, University employees, and third parties are prohibited from harassing other students and/or employees whether or not the incidents of harassment occur on the Longwood campus and whether or not the incidents occur during working hours.

4. **Unwelcome Sexual Contact**: includes fondling or touching, either of the complainant, or when the complainant is forced to touch another person's body, directly or through clothing. The definition of fondling is the touching of the private body parts of another person for the purpose of sexual gratification, without the consent of the victim, including instances where the victim is incapable of giving consent because of their age or because of their temporary or permanent mental incapacity.

5. **Coerced Sexual Intercourse**: includes rape, attempted rape, sodomy, or other sexual acts or misconduct; or when the complainant is incapable of consent by reason of age, mental incapacity (including unwitting consumption of drugs), or physical helplessness. The definition of rape is penetration, no matter how slight, of the vagina or anus with any body part or object, or oral penetration by a sex organ of another person, without the consent of the victim. The definition of incest is sexual intercourse between persons who are related to each other within the degrees wherein marriage is prohibited by law. The definition of statutory rape is sexual intercourse with a person who is under the statutory age of consent.

6. **Sexual Exploitation:** Sexual exploitation occurs when an individual takes non-consensual or abusive sexual advantage of another for his/her own advantage or benefit, or to benefit or advantage anyone other than the one being exploited, and that behavior does not otherwise constitute one of the other sexual misconduct offenses. Examples of sexual exploitation include, but are not limited to:

    a. Prostituting another student;
    b. Non-consensual video or audio-taping of sexual activity;
    c. Going beyond the boundaries of consent (such as allowing friends to hide in a closet to watch you having consensual sex);
    d. Engaging in voyeuristic behavior;
    e. Knowingly transmitting an STD, STI or HIV to another.

f. Disseminating or using video or photographic still images created by any means that depicts another person who is totally nude, or in a state of undress so as to expose the genitals, pubic area, buttocks, or female breast, without consent of the person(s) who are the subject of the video or still images.

7. **Sexual Harassment:** Sexual harassment is unwanted sexual advances, requests for sexual favors, or visual, verbal, or physical conduct of a sexual nature when: (1) submission to such conduct is made a term or condition of employment or the educational relationship; (2) submission to or rejection of such conduct is used as a basis for employment or education decisions affecting the individual; or (3) such conduct has the effect of unreasonably interfering with a student's or employee's work performance or creating an intimidating, hostile, or offensive working, educational, or living environment. While sexual harassment encompasses a wide range of conduct, some examples of specifically prohibited conduct include:

   a. Promising, directly or indirectly, a student or employee a reward, if the student or employee complies with a sexually oriented request.
   b. Threatening, directly or indirectly, retaliation against a student or an employee, if the student or employee refuses to comply with a sexually oriented request.
   c. Denying, directly or indirectly, a student or employee an employment or education related opportunity, if the student or employee refuses to comply with a sexually oriented request. Engaging in sexually suggestive conversation or physical contact or touching another student or employee.
   d. Displaying pornographic or sexually oriented materials.
   e. Engaging in indecent exposure.
   f. Making sexual or romantic advances toward a student or employee and persisting despite the student or employee's rejection of the advances.
   g. Physical conduct such as assault, touching, or blocking normal movement.
   h. Retaliation for making harassment reports or threatening to report harassment.

   Sexual harassment can involve a person or persons being harassed by members of any sex. Although sexual harassment sometimes involves a person in a greater position of authority as the harasser, individuals in positions of lesser or equal authority also can be found responsible for engaging in prohibited harassment.

   Sexual harassment can be physical and/or psychological in nature. The accumulative effect of a series of incidents can constitute sexual harassment even if one of the incidents considered separately would not rise to the level of harassment.

8. **Dating and Relationship Violence:** Abuse or violence committed by a person who is or has been in a social relationship of a romantic or intimate nature with the victim. This relationship involves physical or emotional intimacy. Physical intimacy is characterized by romantic or passionate attachment or sexual activity.

   a. The existence of such a relationship shall be determined based on the complainant's statement and with consideration of the length of the relationship, the type of relationship, and the frequency of interaction between the persons involved in the relationship.

b. For the purposes of this definition, dating and relationship violence includes, but is not limited to, sexual or physical abuse or the threat of such abuse.
c. Any incident meeting this definition is considered a crime for the purposes of Clery Act reporting.
d. To better meet these requirements, if the complainant states that a relationship currently exists, formerly existed, and existed in the past 12 months, etc., it will be counted for Clery reporting purposes.

Dating and relationship violence is abuse or violence between partners or former partners, characterized by one or more of the following elements:

a. Intentionally causing bodily injury;
b. Purposely or knowingly causing reasonable apprehension of bodily injury;
c. Emotional abuse creating apprehension of bodily injury or property damage;
d. Repeated telephonic, electronic, or other forms of communication -- anonymously or directly -- made with the intent to intimidate, terrify, harass, or threaten;

9. **Stalking:** includes repeatedly following, harassing, threatening, or intimidating another by telephone, mail, electronic communication, social media, or any other action, device or method that purposely or knowingly causes emotional distress or apprehension of bodily injury or death. Stalking is a course of conduct directed at a specific person that would cause a reasonable person to fear for her, his, or others' safety or to suffer substantial emotional distress. For the purposes of this definition:

   a. Course of conduct means two or more acts, including, but not limited to, acts in which the stalker directly, indirectly, or through third parties, by any action, method, device, or means, follows, monitors, observes, participates in surveillance of, threatens, or communicates to or about a person, or interferes with a person's property.
   b. Reasonable person means a reasonable person under similar circumstances and with similar identities to the victim.
   c. Substantial emotional distress means significant mental suffering or anguish that may, but does not necessarily, require medical or other professional treatment or counseling.
   d. Any incident meeting this definition is considered a crime for the purposes of Clery Act reporting.

10. **Retaliation**: is action taken by an accused individual or an action taken by a third party or a group of people against any person because that person has opposed any practices prohibited under this policy or because that person has filed a complaint, testified, assisted, or participated in any manner in an investigation or proceeding under this policy. This includes action taken against a bystander who intervened to stop or attempt to stop discrimination, harassment, or sexual misconduct. Retaliation includes intimidating, threatening, coercing, discouraging or in any way discriminating against an individual because of the individual's complaint or participation in in the complaint process. Action is generally deemed retaliatory if it would deter a reasonable person in the same circumstances from opposing practices prohibited by this policy.

Filing a Sexual Misconduct Complaint

All incidents of sexual misconduct and retaliation should be reported. Longwood University's complaint procedures provide for immediate, thorough, and objective investigation of all claims. The University will take appropriate remedial action that is commensurate with the severity of the offense. The University encourages those who have experienced these types of incidents to immediately report them to both the Title IX Coordinator and Longwood University Police Department. All University employees, except those designated as Confidential Reporting Options, are designated as "responsible employees." Responsible employees are required to promptly report all incidents and/or knowledge of sexual misconduct, including personally identifiable information of the parties involved, to the Title IX Coordinator. All reports are treated with the maximum possible privacy.

An immediate report to the Longwood Police will enable the preservation of evidence necessary for a successful criminal prosecution. The Longwood University Police Department is trained in collecting and preserving evidence for criminal cases. When evidence exists that could help support a criminal charge or assist the complainant in obtaining protective orders, contacting the Longwood University Police Department immediately, so the evidence may be collected, may ensure that even if the complainant does not want to file a criminal report at this time, the complainant may change their mind at a later date. Evidence collected by the Longwood University Police Department will be retained indefinitely unless destruction is authorized by the Commonwealth of Virginia Attorney. Complainants have the right, however, to choose whether or not to provide a statement to Longwood Police and to choose whether or not to pursue criminal prosecution after such a statement has been made.

Title IX Coordinator and Role of Title IX Coordinator

Jennifer Fraley, Associate Dean of Conduct & Integrity and University Title IX Coordinator
Office: Lancaster G-26;
Office Phone (434) 395-2490, Cell Phone (434) 808-9439
Email: fraleyjl@longwood.edu

Students, staff or faculty who believe they have either witnessed or been subjected to sexual discrimination, sexual harassment, sexual misconduct, dating and relationship violence, stalking and retaliation should notify the Title IX Coordinator.

After the University receives notice of sexual misconduct or retaliation, it will conduct an impartial investigation. For specifics regarding investigations, see investigation procedures below. Student reporters of misconduct will not be charged with alcohol offenses or other minor violations of the Student Code of Conduct Standards and Regulations disclosed during the reporting process. Minor violations are defined as those that have a minimum sanction of letter of admonition. Please see the Code of Conduct Standards and Regulations within the Student Handbook for more information.

When the complainant and the respondent participate in the same educational opportunities, work in the same employment area and/or reside in the same University residence or in proximity to one another, the University will take immediate steps to separate the individuals and

prevent contact, if appropriate. The applicable Vice President or designee will make the appropriate determination regarding alternative arrangements. Alternative arrangements may include, but are not limited to: temporary suspension (depending on the severity of the allegations), adjustment of academic schedule or employment, **administrative** no-contact **directives** ~~orders~~, and/or alternative living arrangements.

The Title IX Coordinator can assist with all aspects of the process and is responsible for:

- Convening a review committee consisting of the Title IX Coordinator, Longwood University Police Department Representative and Student Affairs Representative. This committee will meet within 72 hours, and continue to meet as necessary, when notice to the University of an alleged violation of this policy is received. This committee will review and determine if it is necessary to disclose to the appropriate law-enforcement agency, all information of the alleged violation, including personally identifiable information, to protect the health or safety of the individual or community. It is the responsibility of the Longwood University Police Department Representative or designee to notify the appropriate law-enforcement agency and/or Commonwealth of Virginia Attorney.
- Ensuring that both the individual filing the complaint and the individual responding are aware of the seriousness of the complaint.
- Explaining Longwood University's policy and investigation procedures.
- Exploring various means of resolving the complaint.
- Making referrals to Counseling and Psychological Services for counseling or other mental health resources, if appropriate.
- Discussing with the complainant the option of notifying the police if criminal activities are alleged.
- Conducting or arranging for an investigation of the alleged prohibited conduct.
- Arranging support services for the complainant, which could include changes in living arrangements, course schedules, assignments, or tests.
- Arranging interim services to prevent reoccurrence of the alleged prohibited conduct, which could include increased monitoring, supervision, or security at locations or activities where the misconduct occurred and no-contact directives, as necessary.
- Preparing or overseeing any reports, recommendations, or remedial action(s) that are needed or warranted to resolve any prohibited conduct and maintaining all information pertaining to an investigation or complaint in a secure file.
- The Title IX Coordinator is responsible for maintaining records relating to sexual misconduct reports, investigations and resolutions.
- The Title IX Coordinator and Deputy Title IX Coordinators will participate in ongoing sexual misconduct training and maintain a high level of knowledge of the policy and procedures.

Longwood University strictly prohibits retaliation against any person for using this reporting process, or for reporting, providing witness, assisting or participating in any manner in any investigation or proceeding involving allegations. Any person who violates this policy will be subject to discipline, up to and including termination if they are an employee, and/or expulsion if they are a student.

Employees who believe they have either witnessed or been subjected to sexual discrimination, sexual harassment, sexual misconduct, dating and relationship violence, stalking and retaliation notify the Chief Human Resources Officer (Deputy Title IX Coordinator for Employees).

~~Della Wickizer~~ **Lisa Mooney**, Chief Human Resources Officer
Office: Lancaster 212
Phone: (434) 395-2074
Email: ~~wickizerdh@longwood.edu~~ **mooneylj@longwood.edu**

Reporting Options

- Title IX Coordinator: Students, staff or faculty who believe they have either witnessed or been subjected to sexual discrimination, sexual harassment, sexual misconduct, dating and relationship violence, stalking and retaliation should notify the Title IX Coordinator:

  Jennifer Fraley, Associate Dean of Conduct & Integrity and University Title IX Coordinator
  Office: Lancaster G-26;
  Office Phone (434) 395-2490, Cell Phone (434) 808-9439
  Email: fraleyjl@longwood.edu
  www.longwood.edu/titleix
  www.longwood.edu/studentconduct

- Making a report with Longwood Police: Persons who wish to file a police report may contact Longwood Police at (434) 395-2091. Office: Dorrill Dining Hall, Ground Floor. Online reporting: http://www.longwood.edu/police/reportacrime.htm

- Making a Limited Report: Persons who wish to report an incident and desire that the University take no action to investigate this incident, may speak to the Campus Advocate. This option produces a limited report, which includes no generally identifiable information about the complainant. A complainant may later choose to file a complaint with the Title IX Coordinator and thus have the incident fully investigated to the best of the University's ability. The Campus Advocate may be contacted at Counseling and Psychological Services: Health and Fitness Center, Upper Level; Phone: (434) 395-2409.

- Making a Confidential Report: Persons who wish to report an incident or speak to someone about what happened and desire that the details of the incident be kept confidential, they should speak with staff members of Counseling and Psychological Services, Student Health Center, or off-campus crisis resources, who will maintain confidentiality. Campus counselors and Student Health Center staff are available to help students free of charge.
  - Counseling and Psychological Services: Health and Fitness Center, Upper Level; Phone: (434) 395-2409
  - Student Health Center ~~Health and Fitness Center, Upper Level~~ **Longwood Landings, 106 Midtown Avenue, Farmville, VA:** Phone (434) 395 2102

  In addition, you may go off campus to speak with clergy and chaplains, who will also keep reports made to them confidential. Longwood University has an established Cooperative

Agreement with an off-campus crisis resource agency to provide services for those who wish to utilize off-campus confidential crisis resources.

- **Madeline's House** / Southside Center for Violence Prevention ~~Piedmont Crisis Center~~ 24-hour Hotline: (888) 819-2926

Confidentiality

If you would like to report an incident or speak to someone about what happened and you desire that details of the incident be kept confidential, you should speak with staff members of Counseling and Psychological Services, Student Health Center or off-campus crisis resources, who will maintain confidentiality. All inquiries, complaints, and investigations are treated with utmost discretion. Information can be released as law and policy permit. However, the identity of the complainant is usually revealed to the person(s) accused of such conduct and any witnesses. A complainant can decide after they talk to the Title IX Coordinator, whether or not to pursue a Title IX Complaint. In addition to the choice of whether or not to pursue a Title IX complaint, complainants may also request confidentiality in terms of not revealing the complainant's name to a respondent. These requests are evaluated on a case by case basis by the Title IX Coordinator to determine whether that request can be honored while still providing a safe and nondiscriminatory environment for all students, including the complainant.

Many factors are weighed when determining whether or not to honor a request to withhold the complainant's name from the respondent. These factors include, but are not limited to, when there is a clear and present danger of harm to the complainant or others, when there is knowledge or suspicion of abuse or neglect of minor children or elderly persons, reporting obligations under state law and as otherwise required by law. Additionally, these factors also include circumstances that suggest there is an increased risk of the respondent committing additional acts or there is an increased risk of future acts under similar circumstances, as well as whether the University possesses other means to obtain relevant evidence.

Although a complainant's request to have their name withheld from the respondent may limit the University's ability to respond fully to an individual allegation of sexual misconduct, other means may be available to address the sexual misconduct. There are steps the University can take to limit the effects of the alleged sexual misconduct and prevent its recurrence without initiating formal action against the alleged perpetrator or revealing the identity of the complainant.

Federal Statistical Reporting Obligations

Certain campus officials (campus security authorities) have a duty to report sexual misconduct for federal statistical reporting purposes. All personally identifiable information is kept private, but statistical information must be passed along to campus law enforcement regarding the type of incident and its general location (on or off-campus, in the surrounding area, but no addresses are given), for publication in the annual Campus Security Report. This report helps to provide the community with a clear picture of the extent and nature of campus crime, in order to ensure greater community safety.

Mandated federal reporters (campus security authorities) include student/conduct affairs, campus law enforcement, local police, coaches, athletic directors, residence life staff, student activities staff, human resources staff, advisors to student organizations and any other official with significant responsibility for student and campus activities.

Federal Timely Warning Reporting Obligations

Victims of sexual misconduct should also be aware that University administrators must issue timely warnings for incidents reported to them that pose a substantial threat of bodily harm or danger to members of the campus community. The University will make every effort to ensure that a victim's name and other identifying information is not disclosed, while still providing enough information for community members to make safe decisions in light of the danger.

Procedures

1. The Title IX Coordinator shall provide for the adequate, reliable, and impartial investigation of all complaints:

   - Investigations of student versus student complaints shall be coordinated by the Title IX Coordinator and/or designee.
   - Investigations of student versus employee complaints shall be coordinated by the Chief Human Resources Officer (Deputy Title IX Coordinator for Employee Issues) with support from the Title IX Coordinator and/or designee.
   - Investigations of employee versus employee complaints shall be coordinated by the Chief Human Resources Officer (Deputy Title IX Coordinator for Employee Issues) and/or designee.

2. Procedure terms associated with the Longwood University Sexual Misconduct Policy are defined below:

   Appeal: A proceeding held to determine whether there was a failure to follow policy procedures; determine if additional evidence has come to light that was not available at the time of the University Hearing Board's decision; determine if the sanctioning recommended is out of proportion with, or inappropriate for the offense. An appeal is processed by the University Appeals Board.
   Complainant: Individual responsible for filing the initial complaint or Title IX Investigator on behalf of the University.
   Hearing: A proceeding held to determine whether to uphold a Title IX Investigation report that has determined a respondent is responsible for a violation of the Sexual Misconduct Policy. A hearing may consist of one or more respondents and is processed by the University Hearing Board.
   Outcome: The results of a Title IX investigation, hearing proceeding or appeal proceeding.
   Respondent: The individual accused of an alleged violation.

3. Complainant and/or respondent may each select one support person or advisor, who may also be legal counsel, to accompany them during the investigation process, Informal Procedures and Formal Procedures. The support person or advisor may be present with their respective party for all meetings, hearings and appeals, but may not actively participate, address the hearing or appeals board, present arguments, question other parties or witnesses. Please note that a support person or advisor's schedule will not be considered when scheduling any meetings, hearings and/or appeals.

4. Only trained investigators will conduct an investigation; both parties will have the opportunity to review and provide comments to the investigator about their statements before the investigation report is finalized.

5. The University will conduct an investigation to the extent of the information available. If the University obtains independent corroborating information of the misconduct it may determine it necessary to move forward with the investigation procedures and/or remedial measures without the involvement of a complainant.

6. Criminal investigations, separate from the process outlined in this policy, shall be conducted by the Longwood University Police or appropriate law enforcement agency, in parallel with the University's investigation. In cases where students are the subject of a criminal investigation, the University's investigation will commence parallel to or at the conclusion of such investigation.

7. Barring extenuating circumstances the entire process shall be completed within 60 days. Complainants and respondents will be notified if the process cannot be completed within this timeframe.

8. Informal Procedures

   Some complaints can be resolved through informal mediation between the parties. The Title IX Coordinator and/or designee may arrange for, or facilitate mediation between the involved parties and coordinate other informal problem resolution measures.

   a. Once a report has been made, informal resolution procedures shall be pursued within five business days of the initial report.
   b. Informal Resolution Procedures are optional and may be used when deemed appropriate. Informal procedures are never applied in cases involving violence or non-consensual sexual intercourse.
   c. An investigation into the report shall be conducted by the Title IX Coordinator or designee.
   d. Once the informal resolution procedure is complete, written notification of the agreed upon resolution shall be given to both parties by the Title IX Coordinator or designee.
   e. The involved parties will sign a voluntary agreement specifying the behavioral expectations resulting from the mediation. If re-occurrence takes place, those responsible for such behavior will be subject to additional action, with greater penalties, under this policy.
   f. If either party is unsatisfied with the outcome of the informal resolution procedure, the formal resolution procedure may be pursued.

9. Formal Procedures

   a. Once the University has received notice of sexual discrimination, sexual harassment, sexual misconduct, sexual assault, sexual violence, dating and relationship violence, stalking and retaliation, an investigation shall commence within five business days.
   b. To ensure a prompt and thorough investigation, the complainant should provide as much of the following information as possible:

      - The name, department, and position of the person or persons allegedly committing the misconduct.
      - A description of the incident(s), including the date(s), location(s), and the presence of any witnesses.
      - The alleged effect of the incident(s) on the complainant's educational opportunities, living situation, position, salary, benefits, promotional opportunities, or other terms or conditions of employment.
      - The names of other students or employees who might have been subject to the same or similar misconduct.
      - Any steps the complainant has taken to try to stop the misconduct, if appropriate.
      - Any other information the complainant believes to be relevant to the misconduct.

   c. The investigator shall determine, by a preponderance of evidence, whether the respondent violated this policy. Preponderance of evidence means that it is more likely than not that a violation occurred. If the investigator determines that the respondent did not violate this policy, the matter will be closed.
   d. At the completion of the investigation, both the respondent and complainant will be informed within five working days, in writing, of the outcome of the investigation.
   e. Both the complainant and respondent are entitled to a copy of the investigators' report, redacted of any personally identifiable information. The redacted report shall be provided to the complainant or respondent within two working days after the Title IX Coordinator or designee has received a written request. The non-redacted report may be viewed by the complainant and respondent at any time during normal business hours.
   f. If it is determined by a preponderance of the evidence that a violation did occur, the respondent may accept findings of the investigation and the sanctions / measures determined by the Title IX Coordinator or designee to prevent the violation's recurrence; or challenge the findings and request a hearing. The respondent must, within five working days from the written notification of the outcome of the investigation, make a decision to, accept the findings or challenge the findings and sanctions / measures, and request a hearing. The Title IX Coordinator or designee reserves the right to send the case to the University Hearing Board for sanction/measures recommendations only, in investigations that the respondent has been found responsible and accepts those findings.
   g. The complainant may decide, subsequent to the filing of formal charges against the respondent, to withdraw the complaint. The University will, however; still proceed based on the investigative findings.

Procedures for Hearings on Violations of the Sexual Misconduct Policy

1. The University Hearing Board will conduct hearings regarding alleged violation(s) of this policy.

2. A University Hearing Board hearing will proceed in the following manner:

   a. Hearings conducted by the University Hearing Board are closed to the public. The only individuals allowed to be present are active participants in the hearing process: the complainant, the respondent, an advisor for each, the investigator (s), the University Hearing Board, witnesses, and necessary University administrators. Either the complainant or the respondent may dispute the presence of individuals in the hearing room. The hearing board will make the final decision.
   b. The hearing will be non-adversarial and strict rules of evidence will not be applied.
   c. The hearing board members and all aforementioned participants are introduced.
   d. Participants state any questions they have concerning rights or procedures.
   e. The statement of charges is presented.
   f. The respondent enters a plea of responsible, not responsible or no plea.
   g. Testimony phase: During the testimony phase of the hearings, cross-examination will be conducted by the hearing board in the presence of the University and complainant, the respondent and their respective advisors. Witnesses may only be present when actively giving testimony. Advisors may be present with their respective parties for all testimony, but may not actively participate, address the hearing board, present arguments or question witnesses.
   h. The respondent, the complainant and/or University, may each present an opening statement and a closing statement before the Board. The respondent and complainant and/or University may view each other's statements on live video feed.
   i. The respondent and complainant and/or University may present evidence and witnesses. Witnesses may be cross-examined by the hearing board in opposing party's presence. The board will privately cross-examine the respondent, the complainant, and any witnesses they deem necessary. The respondent and complainant and/or University may view testimony on live video feed.
   j. The respondent and the complainant and/or University may each submit a list of questions to the board's chairperson for the board to consider. The past sexual history or sexual character of a party to the complaint, complainant or respondent, with anyone other than each other, will not be admissible. Notwithstanding the above, demonstration of pattern, repeated, and/or predatory behavior by the respondent, in the form of previous findings in any University, judicial or student conduct proceeding will be admissible. The parties will be notified in advance of the hearing if any information addressed by this paragraph is deemed admissible.
   k. After all of the evidence has been introduced, the parties will be excused from the room so that the board may deliberate.
   l. The University Hearing Board shall determine, by a preponderance of evidence, whether the respondent violated this policy. Preponderance of evidence means that it is more likely than not that a violation occurred. If the University Hearing Board determines that the respondent did violate this policy, the complainant will be allowed to submit a statement regarding the impact that the misconduct has had on the educational, living and/or working environment of the complainant.

m. When the board has made a decision regarding responsibility, the parties will be invited back into the room for a reading of the decision and any recommended sanctions.

3. The outcome of the hearing and any recommended sanctions will be forwarded to the applicable Vice President or designee immediately following the hearing if no appeal is filed: The Associate Dean of Conduct & Integrity in the case of a student respondent, the Provost and Vice President of Academic Affairs in the case of a faculty respondent, and the Vice President of Administration and Finance in the case of a classified staff or administrative employee.

4. Both the respondent and complainant will be informed within five working days, in writing, of the outcome of the hearing and the appeal (if an appeal is filed) and of any sanctions being recommended to the applicable Vice President or designee. If the complainant is deceased as the result of the alleged violation, the next of kin of such complainant shall be treated as the complainant for purposes of this paragraph, upon written request.

Composition of the University Hearing Board

1. A five-member University Hearing Board will be appointed by the Title IX Coordinator, on a per-case basis from a pool of trained members: no less than 6 faculty and 6 staff. The chair of the hearing board is a non-voting member, except in cases of a tie, who leads the hearings and facilitates discussion among board members. The Title IX Coordinator will serve as a non-voting advisor to the chair. All Board members are appointed annually and serve from October 1 - September 30.

2. The pool of candidates for the University Hearing Board shall be nominated by:

   - Faculty Senate, Executive Committee (faculty members).
   - Vice President for Student Affairs and Vice President for Finance and Administration (staff).

3. In the case of a faculty respondent, at least three members of the University Hearing Board shall be faculty, in the case of a professional staff respondent; at least three members of the University Hearing Board shall be staff (except in cases where there is not sufficient availability in the pool of trained members).

4. The complainant and/or respondent can request board members to recuse themselves from the hearing for actual or perceived bias or other conflict of interest. The final decision regarding this request will be made by the Title IX Coordinator based on the information provided by the requesting party. Board members may also recuse themselves if they feel they cannot or should not hear a particular case.

5. The University Hearing Board panel will be trained by the Title IX Coordinator regarding hearing procedures, evaluation of evidence, Title IX requirements and other relevant subjects, as needed.

6. Individuals cannot serve on both the University Hearing Board panel and the University Appeals Board panel during the same academic year.

Appeals

1. Appeals will be heard by the University Appeals Board.

2. Respondents and complainants have the right to one appeal each of the University Hearing Board's decision.

3. Appeals must be filed within three working days of the University Hearing Board's written decision. To file an appeal, students and employees must fill out the appeal form provided with written notice of the University Hearing Board's decision.

4. Appeals may only proceed based on one of three reasons:
   a. Failure to follow policy procedures.
   b. Additional evidence has come to light that was not available at the time of the University Hearing Board's hearing.
   c. The sanction received is out of proportion with the offense.

   Eligibility for an appeal based on the above reasons will be determined by the Title IX Coordinator or designee.

5. The University Appeals Board will convene within five working days of the receipt of the appeal. All parties will receive notice of the time and place of the appeal.

6. The appeal will be non-adversarial and strict rules of evidence will not be applied.

7. The outcome of the appeal and any recommended sanctions will be forwarded to the applicable Vice President or designee immediately following the appeal: The Associate Dean of Conduct & Integrity in the case of a student respondent, the Provost and Vice President of Academic Affairs in the case of a faculty respondent, and the Vice President of Administration and Finance in the case of a classified staff or administrative employee.

8. Both the respondent and complainant will be informed within five working days, in writing, of the outcome of the appeal and of any sanctions being recommended to the applicable Vice President or designee. If the complainant is deceased as the result of the alleged violation, the next of kin of such complainant shall be treated as the complainant for purposes of this paragraph, upon written request.

Composition of the University Appeals Board

1. A three-member University Appeals Board will be appointed by the Title IX Coordinator, on a per-case basis from a pool of trained members: no less than 6 faculty and 6 staff. All Board members are appointed annually and serve from October 1 - September 30.

2. The pool of candidates for the University Appeals Board shall be nominated by:
   - The Faculty Senate, Executive Committee (faculty members).

- Vice President for Student Affairs and Vice President for Finance and Administration (staff).

3. In the case of a faculty respondent, at least two members of the University Appeals Board shall be faculty, in the case of a professional staff respondent; at least two members of the University Appeals Board shall be staff (except in cases where there is not sufficient availability in the pool of trained members).

4. The complainant and/or respondent can request board members to recuse themselves from the appeal board for actual or perceived bias or other conflict of interest. The final decision regarding this request will be made by the Title IX Coordinator based on the information provided by the requesting party. Board members may also recuse themselves if they feel they cannot or should not hear a particular case.

5. The University Appeals Board will be trained by the Title IX Coordinator regarding hearing procedures, evaluation of evidence, Title IX requirements and other relevant subjects, as needed.

6. Individuals cannot serve on both the University Hearing Board and the University Appeals Board during the same academic year.

Postponement of Hearings and Appeals

A respondent or complainant may request one postponement of a hearing or appeal by contacting the Title IX Coordinator at least two (2) business/working days prior to the scheduled hearing or appeal, unless extenuating circumstances exist. Postponement will be allowed only under the following conditions:

a. The respondent/complainant has an academic conflict;
b. The respondent/complainant is unable to produce necessary witnesses on the scheduled date of the hearing;
c. The respondent/complainant has a family emergency;
d. The respondent/complainant is too ill to attend the hearing;
e. The respondent/complainant cannot attend because of a religious holiday.

The Title IX Coordinator may require written verification of the reason claimed.

Rights of the Complainant

1. The right to have a support person or advisor throughout the process, who may also be legal counsel.
2. The right to remain present, either in person or via live feed, throughout the entire hearing (not including the deliberative process).
3. The right to attend a pre-hearing meeting with the Title IX Coordinator or designee.
4. The right to have access to existing campus counseling and support services.
5. The right to interim services to prevent reoccurrence of the behavior.
6. The right to freedom from retaliation by the respondent (or supporters of the respondent).
7. The right to be notified of the time, date and place of the scheduled hearing and appeal, if applicable, at least 72 hours prior to the hearing or appeal.

8. The right to submit a statement of how the misconduct has impacted the educational, living and/or working environment of the complainant.
9. The right to know the outcome of the investigation, the outcome of the hearing, appeal and the sanctions, remedies and corrective actions taken by the University.
10. The right to be informed of the ability to request changes in academic, employment and living situations.
11. The right to request a single appeal of the outcome of the University Hearing Board's decision and recommended sanctions (if necessary).

Rights of the Respondent

1. The right to a support person or advisor throughout the process, who may also be legal counsel.
2. The right to remain present during the entire hearing either in person or via live video feed (not including the deliberative process).
3. The right to attend a pre-hearing meeting with the Title IX Coordinator or designee.
4. The right to have access to existing campus counseling and support services.
5. The right to freedom from retaliation by the complainant (or supporters of the complainant).
6. The right to notice of allegations and the opportunity to testify.
7. The right to be presumed not responsible unless shown responsible by a preponderance of the evidence.
8. The right to a timely hearing.
9. The right to notification of the charges, the specific rule or policy violated, and the time, date and place of the scheduled hearing and appeal, if applicable, at least 72 hours prior to the hearing or appeal.
10. The right to notification of any information that may be used in the hearing.
11. The right to request a single appeal of the outcome of the University Hearing Board's decision and recommended sanctions (if necessary).

Sanctions, Remedies and Corrective Actions

Violations of this policy will be addressed through the sanctions, remedies and corrective actions listed below. The severity of sanctions, remedies or corrective action depends on the facts and circumstances of the offense and/or any history of past conduct that violates this policy. Sanctions, remedies and corrective actions could include (but are not limited to):

- A requirement not to repeat or continue the conduct.
- Reprimand.
- Reassignment.
- Suspension.
- Termination of employment.
- Expulsion.

Student Records

Compliance with the provisions in this policy does not constitute a violation of the General Education Provisions Act (20 U.S.C. § 1232g; 34 CFR Part 99), commonly known as the Family Education Rights and Privacy Act of 1974 (FERPA).

Longwood student records policies comply fully with the Family Educational Rights and Privacy Act (FERPA) of 1974, as amended, of the General Education Provisions Act. The accumulation, processing, and maintenance of student data by the University are limited to that information, which is necessary and relevant to the purposes of the University. Personal data of students will be used only for the purpose for which it is collected.

Academic Transcripts – Pursuant to Virginia Code § 23-9.2:15

A prominent notation shall be placed on the academic transcript of any student who has been found responsible and expelled or suspended for sexual violence, which includes the following as defined by this policy: sexual activity, unwelcome sexual contact, coerced sexual intercourse, and dating and relationship violence. The language will read as follows: Expelled – For a Violation of the University's Code of Conduct Standards and Regulations, or, Suspended – For a Violation of the University's Code of Conduct Standards and Regulations. The notation shall be removed from the transcript when the student has completed the term of the suspension, completed any conditions of the suspension, and has been determined by Longwood University to be in good disciplinary standing.

A prominent notation shall be placed on the academic transcript of any student who withdraws prior to the final outcome of an investigation, hearing and/or appeal that alleges sexual violence, which includes the following as defined by this policy: sexual activity, unwelcome sexual contact, coerced sexual intercourse, and dating and relationship violence. The language will read as follows: Withdrawal while under Investigation – For a Violation of the University's Code of Conduct Standards and Regulations. The notation shall be removed from the transcript when the student is subsequently found not responsible for a violation of this policy, or not suspended or expelled as a result of a violation of this policy.

Academic Freedom and Free Speech

This policy does not allow censorship of constitutionally-protected speech, which is valued in higher education and by Longwood University. In addressing all complaints and reports of alleged violations of this policy, Longwood University will take all permissible actions to ensure the safety of students and employees while ensuring free speech rights of students and employees. This policy does not in any way apply to curriculum and curriculum decisions or limit the use of particular textbooks or curricular materials.

5

Academic Affairs

Joan Neff, Vice President and Provost

Highlights

- New Academic Affairs Staff:
  - Roger Byrne, Dean of Cook-Cole College of Arts and Sciences
  - Brent Roberts, Dean of Greenwood Library
  - Shun Qin, Director of Budget
- 30 Fall semester courses incorporate Debate and election components

Overview

Dr. Roger Byrne has assumed his duties as Dean of the Cook-Cole College of Arts and Sciences. Dr. Byrne came to us from the State University of New York at Fredonia where he was a professor of Biology and held a variety of administrative positions. Since his arrival he has met individually with each of the department chairs in his college and is getting acquainted with the campus and its programs.

Brent Roberts will be starting his position as Library Dean in early September. His previous position was Director of Libraries for Montana State University in Billings.

Shun Qin will join the Academic Affairs staff on September 10 as the new Director of Budget. His previous experience includes budget forecasting and management at VCU and with the Virginia Department of Education.

The search for the next Dean of the College of Business and Economics has progressed to the applicant screening stage. The position announcement drew applications from 60 individuals, and the search committee has narrowed the pool down to a field of 18, with plans to conduct preliminary Skype interviews with 8 - 10 individuals.

Finally, the faculty has responded to the invitation to incorporate the Vice Presidential Debate into their courses. Thirty new courses were introduced in the Fall semester that involve at least an assignment on the debate or the election. Academic departments also are planning various extracurricular events to engage their students and faculty in the broader issues surrounding the election.

College of Business and Economics

Fall enrollment in the business school has increased at both the undergraduate level and in the MBA program for the fifth consecutive year. In conjunction with the Vice Presidential Debate, the College is hosting a Cyber Security Summit on Friday, September 16, 2016. A panel discussion will be moderated by Roben Farzad, a PBS News Hour correspondent. Panelists include General James Cartwright (Ret), former Vice Chair of the Joint Chiefs of Staff for the U.S. Department of Defense; Rodney Blevins, Chief Information Officer for Dominion Resources; Rhonda Vetere, Chief Technology Officer for the Estee Lauder Companies; and Dr. Val Rahmani, Retired Senior Executive Vice President and General Manager of Information and Security for IBM. The Summit is being sponsored by Dominion Resources and Reynolds Development with sponsorship donations going to scholarships for undergraduate cyber security students. The College's administrative staff served as consultants to the Commonwealth in developing a new scholarship program for undergraduate cyber security students. Longwood is one of a small handful of Virginia universities eligible to participate in the new scholarship program. Finally, 330 high school students were enrolled in Longwood's summer dual enrollment personal finance course, which culminated in a day on campus in mid-July during which students took their final exam while their families and friends were treated to a day on campus that included speakers, lunch, and a campus tour.

Cook-Cole College of Arts and Sciences

Summer 2016 marked the fourth year of the PRISM (Perspectives on Research in Science and Mathematics) program supporting faculty-sponsored undergraduate research. Fourteen students working on eleven projects with faculty from the natural and social sciences presented their impressive work at a poster session held in July. For the first time in its short history, the Nursing program had a perfect 100% passage rate on the NCLEX exam. Longwood has now graduated over 100 practicing RNs, most of whom are working in Virginia, with many here in the five-county region. The English and Modern Language Department hosted a summer screenwriting class for faculty, staff and undergraduate students lead by Eddie Mullins, director of the film *Doomsdays*. The newly established Longwood Center for Community Music ran a weeklong piano camp in June following a successful pilot program in the spring. The program looks forward to expanding course offerings in the fall and creating teaching internships for Longwood music students. Dr. Ryan Stouffer (Communication) led a team of three students to film the landing of the Hokule'a at Hull Springs Farm and to develop a promotional and educational video to publicize the work of the Farm. Students and faculty were active in many study abroad courses, including the general education summer program in Valencia, Spain, a cross-disciplinary program in France and England, and a course on the Psychology of War and Terrorism that visited four countries in Western Europe.

College of Education and Human Services

Significant progress has been made in the Early Childhood Development Initiative (ECDI), including a proof of concept paper for the Early Childhood Development Center (ECDC), a needs assessment/interest survey distributed to all faculty, staff, and graduate students that demonstrated a significant need for and interest in such a center, exploration of possible sites for the center, and initial development of a business plan. As part of the ECDI, a community outreach and professional development program, *Educating Birth through Eight*, was held on a

Saturday in April and was very well received. Additional upskilling sessions, free to the public, are being planned for our offsite locations in South Boston, Martinsville, and Emporia. The Governor has appointed Dr. Sara Miller to a new statewide School Readiness Committee to develop a statewide plan to improve pathways for early childhood educators to obtain credentials as well as associate and bachelor's degrees. In addition to the ECDI, Drs. Christopher Jones and David Locasio are leading a collaborative project as part of the Virginia Transformative Leadership Program that includes a $388,000 contract funded by the Virginia Department of Education (VDOE) to provide Instructional and Transformative School Improvement within the Buckingham County Public Schools through coaching focused on principal leadership, classroom instructional practices, school/family collaboration, and behavior management at both the schoolwide and classroom levels.

College of Graduate and Professional Studies

The full Graduate Studies Task Force report is available online (http://www.longwood.edu/graduatestudies/65070.htm). Recommendations for Year 1 will be addressed during the 2016-2017 academic year. Action has been taken on some of the recommendations, including collaborative work between the Student Government Association and the Graduate Student Association. Professional Studies collaborated on a Teacher Education Institute during the summer with the Virginia Holocaust Museum and Longwood's History Department. Professional Studies also partnered with the College of Education to launch a new initiative enabling participants in six different locations across the state to complete the requirements for an Educational Leadership endorsement in three semesters. The Digital Education Collaborative (DEC) welcomed Dr. Julie Mersiowsky as its new Director and has trained twelve undergraduate students to serve as Instructional Technology Collaborators to assist faculty and students in optimizing the use of technology for instruction. Finally, Emporia and New College Institute in Martinsville are welcoming a total of 27 new and 39 returning undergraduates to their elementary education and social work programs.

Cormier Honors College

The Longwood career of each Cormier Honors College student begins with the Honors Leadership Retreat. This year's 72 incoming Citizen Scholars moved in one week before classes started and were welcomed by 52 returning Honors students who volunteered to develop and facilitate the Retreat. The first-years and returning students worked together in a series of academic and community-building activities, including a meet-and-greet with faculty and staff, a cultural emersion at Yogaville and tree climbing at the Adventure Park at Sandy River Retreat. Several dozen Honors students traveled abroad this summer for academic programs, which took them to 13 countries, and Honors faculty studied overseas through a faculty development program by the National Collegiate Honors Council. The Transformational Learning Collaborative offered two travel immersion programs this summer, one focused on the Greater Yellowstone Ecosystem and a second on South-Central Alaska. Each positioned students as researchers focused on key issues in the local communities. These experiences are like field work in democracy, and they challenge students to reach beyond their comfort zones and connect with other citizens in meaningful ways. This year's programs engaged 54 students, 14 faculty and staff members, and eight very devoted alumni.

Office of Student Research

The Office of Student Research piloted the Summer Undergraduate Research and Inquiry (SURI) program, an eight-week research experience for fields beyond the Science, Technology, Engineering and Mathematics (STEM) disciplines. Three faculty and five students from Communication Studies, English and Modern Languages, and Health, Athletic Training, Recreation and Kinesiology participated in the pilot that included student professional development sessions, lunches for all participants, and a focus group for assessment to improve next year's program. OSR also selected five students, representing a mix of graduate and undergraduate students, to serve as founding editorial staff for *The Omnipedia Review*, OSR's online student review journal. In addition, the OSR's Director presented "Beyond the Classroom: Undergraduate Research and Digital Humanities," at the 2016 Council on Undergraduate Research Biennial, held in Tampa, Florida.

Longwood Center for the Visual Arts

LCVA had 10,483 visitors in FY 16 as of June 22, 2016, which is a 99% increase over 2014-2015's attendance of 5,734. This does not include participation in school outreach programs. Summer events included Camp Unity, featuring inspiring art work created by more than 90 adults with developmental disabilities; Shadow Chasers: The Magical Realities of Elly MacKay, featuring the magical dream world of the artist and children's literature illustrator and author; and a Summer Wine & Brew series every Friday from May 23rd through September 23rd in which a guest curator from the community selects the featured beers and wines available at a cash bar with complimentary appetizers and camaraderie. Attendance has averaged 96 community members per night. Fall programming incorporates the upcoming Vice Presidential Debate. Citizens and Leaders: A Century of Iconic Presidential Campaign Photography by The Associated Press, showcases approximately 50 of the Associated Press' most iconic presidential campaign photographs dating back to the beginning of the 20th century. Viable Contexts: John Risseeuw – Politics & Printmaking, an exhibition organized by Kerri Cushman (Professor for Foundations and Book Arts) showcases work created by her students in collaboration with Risseeuw. Throughout the coming year LCVA's advisory board will focus on developing a new five-year strategic plan, including a review and refinement of collecting practices and collections management policies. A strategic planning committee is being formed to ensure representation of multiple voices from the board and the community.

Greenwood Library

Over the summer, Interim Dean Tammy Hines focused on filling vacancies in the Library, and staff assisted in preparing the physical and virtual collection for the Fall semester. Preparations have been made to host numerous events to celebrate the opening of the new academic year and to welcome new students and faculty, peer mentors, and various offices. On August 25th, Friends of the Greenwood Library hosted Professor Joel K. Goldstein, a law professor at St. Louis University who is a leading scholar of the Vice Presidency. A panel display, "VPOTUS: The Most Powerful Backstreet Driver," funded by a Democracy Project grant, also opened during the event. Library staff have also been preparing for the Virginia Children's Book Festival in October.

Office of Sponsored Programs

Implementation of the Banner research accounting module began in May. Training and testing is ongoing with the expectation of going "live" sometime in October. Information from all currently active grants is being migrated into the module, and beginning in FY17, all new awards will be fully set up so that all grant information will be accessible in Banner. A new numbering system for grants is being implemented that includes a five digit master grant fund code tied to a six digit grant index code. The master fund code will tie together all funds associated with a given award or grant.

Center for Faculty Enrichment (CAFÉ)

Longwood welcomed over 35 new faculty on August 10th and 11th during CAFE's annual New Faculty Orientation. New faculty participated in discussions focused on Longwood student culture, research opportunities and support, employee benefits, facilitating difficult dialogues in the classroom, and best practices for teaching with technology. In recognition of the importance of collaborating with colleagues across campus, our new colleagues were introduced to campus partners including Student Affairs, Student Success, Administration and Finance, and Academic Affairs. On October 3rd and 4th, Longwood faculty will give a series of short, informative, and fascinating lessons focused on presidential elections. Titled, *En-light(e)ning Talks*: *Longwood Faculty Would like to Teach You Something. Quickly.,* each 10-minute talk will begin on the hour or the half-hour and will be followed by an opportunity for Q and A. CAFE and the Committee on General Education are co-coordinating the event.

International Affairs

In June, a group of 12 faculty and staff members traveled to Guatemala for a professional development program to study rural economic development and community partnerships. Over the course of the summer, 77 students participated in five faculty-led study abroad programs, and 15 students studied through affiliated partners in Ireland, Denmark, French Polynesia, Germany, Indonesia, Italy, and Spain. Terra Dotta software will be officially launched this fall to manage the application, pre-departure, experience abroad, and re-entry processes. Students will be able to search all of Longwood's offerings by parameters important to their academic plans, and faculty will propose programs through the portal. We are poised to enroll our largest class of new international students (25). With improving retention rates, we expect a total of 72 international students from 20 countries, including the addition of students from South Korea and Vietnam. Total international enrollment has quadrupled in five years. The new Director for the ESL Bridge Program, Dr. Deborah Westin, has joined Longwood from the University of Richmond.

Hull Springs Farm

Hull Springs engaged in two aspects of its mission, "delivering educational programming" on conservation and sustainability and being "a good citizen of the Northern Neck," by hosting

Camp LUCEE for two weeks in July. Headed by current Longwood students and recent graduates, the Longwood University Camp for Environmental Exploration attracted more than 100 rising 4th, 5th, and 6th graders from nearby Cople Elementary School in Westmoreland County. The day camps were a successful partnership between the Westmoreland County Public Schools, which provided campers' transportation and lunches, and Longwood's Hull Springs Farm. Six certified teachers from the Westmoreland Schools volunteered with the Longwood team and earned recertification credits by assisting with the Camp. Plans are underway to make the Camp an annual offering at Hull Springs. A resident of neighboring Glebe Harbor donated more than 100 oysters for an oyster gardening experiment at Hull Springs. The donor is a member of the Tidewater Oyster Gardeners Association (TOGA) and is mentoring Longwood students on the techniques used in farming the bivalve mollusks.

Moton Museum

The Moton Museum has had a change in staff with the departure of Justin Reid, Director of Education and Public Programs, who left the Museum to take a job as the Director for African American Programs at the Virginia Foundation for Humanities in Charlottesville. Moton has been pleased to welcome Cainan Townsend ('15) as Interim Director of Education and Public Programs. Cainan recently completed a Governor's Fellowship in the office of Secretary of Education Anne Holton. Two finalists for the position of Executive Director of the Museum will have been interviewed on campus in late August and early September. Visitation was strong this summer, and close to 6,000 people have visited the museum thus far in 2016.

6

Administration & Finance

Ken Copeland, Vice President

Highlights

- Capital Projects Update and Property Acquisition
- Facilities Management Highlights
- Budget, Financial Operations and HR updates
- Community and Economic Development

Capital Projects

High Street Gateway

This project will improve Longwood's High Street frontage and the northern end of Brock Commons. Work includes new brick sidewalks, new exterior lighting, landscape improvements, and the construction of a new north gateway structure to Brock Commons. Construction commenced in May 2016 and will be complete in early September 2016.

Willett Hall Façade Renovation

The main entrance of Willett Hall will be renovated prior to the Vice Presidential Debate. This project includes a new west entrance façade, new entry doors, lobby renovation, rooftop equipment screening, and new exterior lighting. Construction commenced in March 2016 and will be completed in early September 2016.

Upchurch University Center

Full site work commenced in mid-July, and the Commonwealth of Virginia's Bureau of Capital Outlay Management (BCOM) is giving the final sequence of construction authorizations. Currently, the project is estimated to reach completion by early summer 2018.

Register and Sharp Residence Halls

Construction of two new residential buildings with a total of 224 beds commenced in May 2015. The certificate of occupancy for Register Hall (the southern building) was received in early

August, and students moved into this building at the start of the Fall 2016 semester. Sharp Hall is anticipated to be complete in early September 2016.

Student Success Center

Construction commenced in mid-April 2016 and is scheduled for completion in summer 2017.

Admissions Building and New Academic Building

The Preliminary Design documents for these projects have been approved by BCOM. The General Assembly approved construction of these projects and appropriated bond funds from the Virginia College Building Authority for Working Drawings and construction. Longwood has applied for permission to commence preparation of Working Drawings utilizing university funds, and we are waiting for the Commonwealth to grant us permission to move forward.

Property Acquisition

Midtown Square

The Longwood University Real Estate Foundation (LUREF) closed on the purchase of the ground floor of Midtown Square, along with several parking lots, on June 30, 2016. This acquisition is recommended in the Longwood University Master Plan for 2025. The University's Wellness Center moved into the north building next door to the Virginia Credit Union, and the Health and Fitness Center moved into the south building near Subway. The space for the Health and Fitness Center is a temporary solution while the on-campus fitness center is offline for the debate.

Baseball Field

LUREF has contracted to purchase approximately seven acres at the site of the former Buffalo Shook Company on West Third Street and is set to close at the end of August, 2016. This property will be used in the future when appropriate to develop the Longwood University Baseball Facility as outlined in the Longwood University Master Plan for 2025. The intent is for LUREF to lease the property to the University.

Longwood Center for the Visual Arts

The University is in the process of acquiring the building housing the Longwood Center for the Visual Arts, located at 129 North Main Street, from the Longwood University Foundation. The University anticipates closing prior to November 1, 2016.

Properties within the Triangle

LUREF has entered into purchase agreements for 414 Griffin Boulevard and 507 Vine Street. Closing for 507 Vine Street was planned for August 17, 1016. Closing for 414 Griffin Boulevard should be prior to October 1, 2016. The intent is for LUREF to

eventually sell these properties to the University.

Facilities Management Highlights

Environmental Health and Safety:

- Successfully screened, tested, and managed 77 containers of potentially explosive nature (peroxides) thereby eliminating the need to bring in a special hazard team (estimated cost avoidance = $50,000).
- Compiled a campus wide hazardous materials inventory for the debate.
- Facilitated resolution with the town building official for a problem with a Real Estate Foundation HVAC project at the MidTown Square.
- Revised and updated the Art Safety Manual.

Operations, Landscaping and Grounds, Admin:

- Completed upgrade of Kronos (time keeping system) for both production and test server.
- Control systems operational for redundancy so boilers may be operated from old or new plant.
- Prepared residence halls for move-in while under a tight schedule with summer conferences, summer school and construction and/or renovation projects

Budget, Financial Operations and HR

The budget office has been busy, working closely with Human Resources to update budgets for the August 10th salary increases. Banner training and access has been provided to several new staff members and a reconciliation of classified and wage budgeted amounts to payroll records and Banner has been completed. New budgets have been established as requested. The July financial statements and an auxiliary reserve analysis have been prepared and accompany this narrative report.

Our Financial Reporting office has successfully closed FY 2016 and in so doing, brought the use of the old CARS system to an end. We are now exclusively interfacing with the Commonwealth Department of Accounts through the use of the new statewide system – CARDINAL. Personnel in Student Accounts, Cashiering, Accounts Payable, IT and Financial Reporting have worked tirelessly to implement this new system, and while there are still a few bugs to sort out, the integration has gone very well.

Our Human Resources staff has been busy, as always, getting ready to begin a new academic year. Highlights include:

- Classified employees began using TAL (Time and Attendance Leave System) on June 25th. TAL is a new, statewide automated solution to capture time, attendance, and leave usage. Employees, managers, and human resources staff can use TAL to capture time worked, create leave requests, monitor leave balances, and facilitate the administration of leave and time worked.

- Administrative/Professional Faculty and Instructional Faculty contracts have been issued with merit increases effective on August 10th (September 1, 2016 pay check). Classified staff will receive a bonus of 1% of their current salary on the September 1, 2016 paycheck. Funded wage employees will also receive a bonus.

- Faculty (new hire) Orientation was conducted on August 11th for 30 new instructional faculty members. Student Employment employees are busy processing incoming student workers and our employment staff members are processing multiple new hires and separations. August 10th, the date instructional faculty contracts begin, is always a busy date for new hires and separations.

Community and Economic Development

Conversations continue with local leaders regarding Longwood's role in and support of economic development. Longwood organized a trip to McNeese State University in Lake Charles, Louisiana and its SEED (Southwest Louisiana Economic and Entrepreneurial Development) Center as an exercise to study outreach models and partnerships with local officials. A joint town/county/university team has formed as a result of this trip, including the Farmville Mayor, Town Manager, Prince Edward County Administrator, Assistant County Administrator, President Reveley, Justin Pope, Ken Copeland, Sheri McGuire, Louise Waller, and CBE representatives. As an initial joint regional project, Longwood has agreed to allocate time with DIA to develop a marketing plan and website coinciding with the publicity surrounding the Vice Presidential debate. The website is under development and should launch on September 1st. The group will continue to explore additional members, formal structures, and opportunities to support and grow the local economic base. Longwood CBE Professor Charles White and student interns from CBE and LSBDC are supporting the effort with research on the varying structures and success of Economic Development Partnerships.

Lancer Card Office

Our Lancer Card office is busy as always – providing various services to our students, faculty and staff. Highlights from this past summer are:

- Opening of school management: Opening meal plans and laundry plans. Processing Lancer CA$H deposits and printing ID cards. Troubleshooting and fixing POS, plan and card issues.
- Renovated the Lancer Card Center for a more sleek and professional look as well as enhance our existing space.
- Installed Lenel so we can now work with OISS and assist with door access issues and requests.
- Updated the contractor card process so the process is more streamlined and cards are issued through the Lancer Card Center.

- Installed laundry and vending in Register Hall. Working to install laundry and vending in Sharpe when the building is ready.
- Working with Caldwell & Gregory and the Real Estate Foundation to set up The Landings Laundry room.
- Worked with Student Affairs to provide an "Early Alert" form for Faculty to complete for students who show signs of needing extra attention.
- Working with RCL to assist students who were relocated due to the fire at the Landings to provide free laundry for the semester.
- Debate related:
    - Created campus credentialing form for Longwood staff and volunteers.
    - Working with Lisa Mooney to upload information to Ardian for credentialing and using photos from CS Gold, including taking photos of some vendors for their credentialing.
    - Working with Dining and IT to plan food locations outside and campus card and credit card reader set-up.
    - Set-up and managing Debate Contractor cards for Freeman and other contractors on-site who need building access and/or meals.

JLARC Recommendation

Language in the state budget approved by the General Assembly and the Governor in 2016 directs institutions of higher education, to the extent practicable, to participate in national faculty teaching load assessments by discipline and faculty type. This is one of the recommendations from the series of reports on higher education that the Joint Legislative Audit and Review Commission (JLARC) completed a few years ago. Longwood will participate in the 2015-16 National Study of Instructional Costs and Productivity (Delaware Cost Study), which allows benchmark and peer comparisons of teaching workload and instructional expenses by faculty type at the academic discipline level. Data will be submitted in January 2017 and results are expected to be available in summer 2017.

LONGWOOD UNIVERSITY
Statement of Revenues and Expenditures
As of July 31, 2016

	BOARD APPROVED ORIGINAL BUDGET	YEAR TO DATE ADJUSTMENT	REVISED BUDGET FORECAST 2016-2017		ACTUAL TO DATE 2016-2017	ACTUAL AS PERCENT OF BUDGET	PRIOR YEAR COMPARATIVE ACTUAL TO DATE	PRIOR YEAR COMPARATIVE ACTUAL AS PERCENT OF BUDGET
EDUCATIONAL AND GENERAL								
REVENUES:								
Tuition	38,401,916		38,401,916		3,667,525	9.55%	4,014,889	10.84%
Fees	1,061,911		1,061,911	1	512,718	48.28%	334,355	25.52%
State General Fund Appropriation	27,219,808	50,000	27,269,808	2	4,706,305	17.26%	4,342,033	16.56%
Other Sources	222,500		222,500	3	61,052	27.44%	29,158	8.28%
Federal Work Study	50,000		50,000		-	0.00%	-	0.00%
TOTAL REVENUES	66,956,135	50,000	67,006,135		8,947,599	13.35%	8,720,435	13.42%
EXPENDITURES:								
Instruction	34,305,254	48,800	34,354,054		3,585,200	10.44%	3,964,295	12.33%
Public Service	495,259	-	495,259		47,308	9.55%	58,529	10.74%
Academic Support	7,993,479	(115,785)	7,877,694		611,116	7.76%	769,299	6.96%
Student Services	4,644,270	2,000	4,646,270		454,237	9.78%	531,373	11.69%
Institutional Support	10,480,585	612,468	11,093,053		1,520,070	13.70%	1,439,033	13.99%
Operation and Maintenance of Plant	7,209,408	(559,782)	6,649,626		759,202	11.42%	892,332	13.65%
Scholarships & Fellowships	2,327,880	-	2,327,880		-	0.00%	-	0.00%
Salary Savings	(500,000)	-	(500,000)		(129,286)	25.86%	(62,467)	15.62%
TOTAL EXPENDITURES	66,956,135	(12,299)	66,943,836	4	6,847,848	10.23%	7,592,394	11.73%
Revenues Over/(Under) Expenditures	-				2,099,751		1,128,041	
			62,299					
AUXILIARY ENTERPRISE								
REVENUES:								
Housing Fee and Sales	22,211,354		22,211,354		1,189,604	5.36%	1,285,273	6.42%
Dining Fee and Sales	8,458,386		8,458,386		423,876	5.01%	415,839	4.71%
Comprehensive Fee/Other	23,791,218	195	23,791,413		2,872,592	12.07%	2,783,272	12.29%
Federal Work Study	154,300		154,300		-	0.00%	-	0.00%
TOTAL REVENUES	54,615,258	195	54,615,453		4,486,072	8.21%	4,484,384	8.68%
EXPENDITURES:								
Housing Services	22,283,654	62,227	22,345,881		874,808	3.91%	935,336	4.64%
Dining Services	8,528,386	-	8,528,386		33,408	0.39%	34,396	0.39%
Athletics	8,904,392	-	8,904,392		699,333	7.85%	614,720	7.03%
Other Services	14,797,021	195	14,797,216		1,662,163	11.23%	1,393,020	11.39%
Salary Savings	-	-	-		(20,946)	0.00%	(12,132)	0.00%
TOTAL EXPENDITURES	54,513,453	62,422	54,575,875	5	3,248,767	5.95%	2,965,340	5.93%
Revenues Over/(Under) Expenditures	101,805		39,579		1,237,305		1,519,044	

[1] Includes application fees, course fees, internship fees, ESL program fees, and out-of-state capital fees
[3] Includes facility rentals, library fines, payment plan fees, post office income, administrative fees and indirect cost recoveries
[4] YTD adjustments reflect reductions, transfers between programs and insurance pre-payment
[5] YTD adjustments reflect additions or transfers between programs

One-time surplus available for reallocation

Anticipated addition to reserves

7

Intercollegiate Athletics

Troy Austin, Director of Athletics

Highlights

- 2016 Fall Sports Team Season Preview
- Jerome Kersey Court Naming Ceremony

2016 Fall Sports Team Season Preview

Men's Soccer

Coming off a resurgent 2015 campaign that included a 9-9-1 overall record, a fifth-place Big South finish and three double-overtime victories, Longwood men's soccer returns impact players all over the field in 2016. Headlined by dynamic senior midfielders Dan Campos and Finnlay Wyatt and senior goalkeeper Carlos Canas, Longwood was picked to finish sixth in the Big South and also received one first-place vote for their highest preseason prediction since joining the conference in 2012. Campos and Wyatt make up one of the top midfield duos in the entire Big South, combining for ten assists and five goals one year ago, and will be counted on to create even more scoring opportunities this season with the loss of returning leading scorer Willy Miezan, who suffered a knee injury in Longwood's first preseason game this season.

Women's Soccer

Heading into his 23rd season as head coach of his alma mater, Todd Dyer leads Longwood women's soccer in 2016 with Big South Championship aspirations. The Lancers earned a fourth-place preseason prediction in the Big South Coaches Poll, the team's highest in five years as a member of the conference, and own a four-year record of 24-13-5 in Big South play. Longwood has outperformed the conference's preseason prediction in three of the program's previous four years of Big South competition and will look to extend that streak with a lineup that returns seven starters, including three-time All-Big South midfielder Amanda Spencer. Spencer, who boasts 22 career goals and six assists in 57 career games, is one of four captains leading the Lancers in 2016, joining fellow seniors Gina D'Orazio and Jessica O'Bryant and junior Teresa Fruchterman.

Field Hockey

The Longwood field hockey program is already off to a strong start in 2016 after taking down Commonwealth rival Richmond 4-3 in a preseason exhibition. That result, which featured a hat trick from three-year starting forward Edel Nyland, could be the spark that ignites a 2016 campaign full of expectations for a program picked to finish fourth in the Mid-American Conference. With seven returning starters, including All-MAC first team selections Nyland and

Lil-Sophia Achterwinter, ninth-year head coach Iain Byers looks to take the Lancers to the MAC Tournament for the first time since joining the league in 2014. Longwood has missed out on the four-team field by just one game in each of the past two seasons, but last year's 3-3-0 conference record gives the Lancers plenty to build on in 2016.

Men's Cross Country
Tenth-year head coach Catherine Hanson's cross country squad will enter a new era this season, moving on from the loss of graduated seniors Russell Reed and Nick Reed, who combined to break the program's 10K and 5K records during their five seasons as Lancers. Stepping in to the projected top spot will be junior Leon Beard, who was Longwood's No. 2 runner behind Russell Reed in every meet last season. Beard, who will be a veteran presence on the team alongside senior Marc Mawyer, is coming off a breakout offseason in which he ran a sub-four-minute mile during the spring.

Women's Cross Country
The success of Longwood's women's cross country program starts with returning senior ace Gracie Piekarski, who enjoyed a breakout junior campaign and finished as the Lancers' top runner in every race of the 2015 season. Piekarski and classmate Erica Mawyer will be the lone returning seniors for a Lancer squad that welcomes five newcomers and will endure a gauntlet of a schedule that includes two races at Virginia Tech and one each at James Madison and Richmond.

Jerome Kersey Court Naming Ceremony
On Saturday, December 3, 2016, Longwood University will formally dedicate the basketball court inside Willett Hall as "Jerome Kersey Court." The dedication will take place as part of the pre-game schedule prior to the men's basketball team's home game versus James Madison University. This game and special occasion will coincide with an alumni gathering for former men's basketball student-athletes.

While a final, detailed schedule of events is still under development, we anticipate events for VIPs of the court dedication ceremony (including Jerome's family and professional colleagues), men's basketball alumni, and alumni and friends of other groups Jerome was associated with during his time at Longwood (for example, alumni of the Black Student Association from Jerome's era, etc.)

Kevin Brandon '82, Jerome's friend and classmate, is assisting the staff of the Department of Athletics in the planning of this event by serving as a liaison to the various guests and constituencies to be invited.

8

Institutional Advancement
Courtney Hodges, Vice President

Highlights

- FY2016 closes with a 24% increase in total donors
- Governor McAuliffe gives update on Virginia economy
- Focus on community relations strengthens partnerships
- Successful conference season showcases Longwood's campus

Development

Fiscal Year 2016 has come to a close and there are 5,703 reasons to celebrate! This number represents the number of total donors to Longwood this fiscal year. This is a 24% increase over the previous fiscal year. Annual giving raised over $1.2M – the most since 2008. Fiscal 2016 was a successful year and we can celebrate the $4.18M our donors committed to Longwood University and our students.

Plans are underway for fiscal year 2017 as we build a strong culture of philanthropy across campus as well as within our alumni body.

- **1839 Society**: Planned giving will be a focus area in FY17. We will relaunch the 1839 Society to recognize and celebrate our planned giving donors. We'll also implement a communication plan to educate alumni and friends on the power of planned giving.
- **Citizen Leader Society**: As of July 1st, we also introduced our new Citizen Leader Society. We established the Citizen Leader Society with two purposes in mind: (1) to thank those individuals who have made leadership gifts to Longwood and (2) to encourage a greater number of leadership gifts. Exclusive membership is given to alumni and friends who commit gifts of $1,500 or more annually, benefiting scholarships, academic programs, faculty recruitment and classroom enhancements. Leadership giving at Longwood is crucial to the remarkable achievements of our university and ensures that students are given every opportunity to succeed in the classroom.

- **Day of Giving**: Longwood will hold its 2nd Annual Day of Giving on **February 21, 2017**.
- **The Discovery Initiative**: A new program launched over the summer featured a team of students that interviewed 51 alumni (1970 – 1989) who had not given in several years. The goal of the interviews was to learn why these alumni stopped giving as well as to ask for advice on how they would prefer to be re-engaged. Data from these interviews will guide and direct our engagement and solicitation efforts moving forward. We will also track this pilot group over the fiscal year for any positive correlation to their interactions with students.

Government and Community Relations

Longwood welcomed Governor Terry McAuliffe and Lieutenant Governor Ralph Northam to campus in late June when they spoke to students attending Girls State. Eight members of the Virginia General Assembly also visited campus that week to participate in Girls State events.

Governor McAuliffe appeared before the House Appropriations Committee and the House and Senate Finance Committees on August 26th to provide an update on the Virginia economy and General Fund revenues. The state is facing a revenue shortfall of roughly $1.2 billion over the two-year budget for FY17-FY18, in addition to a shortfall of $280 million in the past fiscal year that ended on July 1st. We expect to receive further guidance from the state to address the budget shortfall soon.

Preparations are underway for a variety of events in partnership with the Town of Farmville including:

- **The G.A.M.E. 7.0** was held on August 26th featuring Town Manager Gerry Spates speaking at the Pep Rally and Mayor David Whitus overseeing the coin toss prior to the start of the soccer match.
- **Rock the Block** (8th edition) will be held on September 16th featuring a Local Business and Organization Showcase, bands, novelties, and fireworks.

In addition to events, Jen Cox, Longwood's new Director of Local & Community Relations, has spent time building relationships with local businesses and other key partners in the community. While the initial contact has been debate related, there are numerous opportunities for long-term partnerships.

- **Debate Hires** on Sept 9th is a local job fair for area businesses looking for short-term hires to help with increased demand for the weeks leading up to the debate.
- **Community Canvas** on Sept 27th will be an opportunity for Longwood students to speak with community members living within a few block radius of campus.

Conference and Event Services

On June 25th, we welcomed Judith Campbell to campus to serve as our new Director of Conference & Event Services. Judith spent her first 30 days learning about her team's jobs, systems and work load – which is incredible for a staff of nine. Conference and Event Services has a hand in over 1,000 events per quarter. While some just need a room reservation, others need multiple resources and/or full-scale planning. The sheer number and scale of events that this department has managed since she has arrived has been inspiring and eye-opening.

Since the last report, we have serviced seven major conferences (in addition to the sports camps) generating a combined revenue of $391,294. These were all multiple day events, with some lasting up to two weeks. A brief overview of our most significant conferences is as follows:

- This year marks the 42nd year Longwood has hosted the **American Legion Auxiliary Virginia Girls State** conference, in which 640 rising high school seniors from all across Virginia arrive on our campus to learn about local and state government. Every year, many Longwood faculty and staff and regional leaders volunteer their time to share their real life professional experiences with these young ladies. Girls State revenue: $82,000

- This summer for the 10th consecutive year, Longwood hosted the **Christian Family Conference**, with the attendees coming to campus from all around the United States and Internationally. Christian Family Conference revenue: $290,000

- Longwood continues to build an excellent relationship with the Virginia Department of Forestry. This May the university hosted another **Wildland Fire Training Academy** making this the ninth consecutive year on campus for this group. Revenue: $22,838

- For the 22nd year in a row, the Virginia Department of Alcoholic Beverage Control has chosen Longwood to host its **Youth Alcohol and Drug Abuse Prevention Project (YADAPP)** event. This summer we welcomed 486 participants for a week-long conference full of educational and training sessions. Revenue: $45,000

- The Office of Conference and Event Services and the **Department of Athletics** have been working together to help grow Longwood sports camps. This summer Longwood once again hosted three Men's Basketball Camps with very strong attendance. Longwood Women's Basketball hosted a camp for the first time in awhile, and Longwood Field Hockey Camp also returned to campus and doubled original estimated attendance.

The Assistant Director of Events and her Event Specialist scheduled all of the campus room/event requests (1,000+) and produced the events (some in all, others in part). John Hogge, interim Director of Audio Visual Services, and his three staff served each and every event with exceptional results. Clinton Wright has accepted a position as Broadcast Studio Engineer with

Longwood's Communications Studies Department. We were honored to have his skills in our department and are searching to fill his position with someone of equal talent.

Hosting these groups and others on campus this summer gave all of us an opportunity to showcase Longwood and its facilities and services to potential students, state agencies, and local and broader communities. We were also able to spread the word about all the exciting developments taking place on our campus in conjunction with the upcoming Vice Presidential Debate!

YTD Fiscal Year Comparison
Gifts through June 30

Fiscal Year	Unrestricted	Operating Accounts	Total Annual Giving
2007 YTD	$566,241.93	$507,164.75	$1,073,406.68
2008 YTD	$659,114.51	$602,368.45	$1,261,482.96
2009 YTD	$492,903.84	$471,191.84	$964,095.68
2010 YTD	$491,379.34	$638,311.72	$1,129,691.06
2011 YTD	$489,471.56	$537,814.65	$1,027,286.21
2012 YTD	$406,512.09	$579,775.63	$986,287.72
2013 YTD	$383,501.67	$578,879.32	$962,380.99
2014 YTD	$344,445.78	$620,892.93	$965,338.71
2015 YTD	$384,401.22	$655,099.48	$1,039,500.70
2016 YTD	**$420,937.67**	**$798,751.53**	**$1,219,689.20**

Fiscal Year	TOTAL RAISED[1]
2007	$5.25M
2008	$4.87M
2009	$5.69M
2010	$5.42M
2011	$5.77M
2012	$5.52M
2013	$9.43M
2014	$2.82M
2015	$7.94M
2016	**$4.18M**

[1] *Total new funds received or pledged*

Fiscal Year	Annual Giving	Grants & Special Initiatives	Endowment/ Capital	Bequest	Non-cash/ Gift-in-Kind	Total Cash Giving	Total Donors	Alumni Participation
2007 YTD	$1,073,406.68	$228,174.70	$1,355,779.05		$507,318.87	$3,164,679.30	6,088 FY2007	18.00%
2008 YTD	$1,261,482.96	$356,278.00	$1,503,907.52	$222,509.14	$159,261.10	$3,503,438.72	5,661 FY2008	16.36%
2009 YTD	$964,095.68	$229,319.27	$1,080,039.00		$275,708.19	$2,549,162.14	4,838 FY2009	13.12%
2010 YTD	$1,129,691.06	$396,332.69	$3,387,364.57	$154,000.00	$179,641.32	$5,247,029.64	5,471 FY2010	13.69%
2011 YTD	$1,027,286.21	$237,520.00	$1,430,145.95	$3,318,792.30	$113,059.81	$6,126,804.27	4,969 FY2011	11.41%
2012 YTD	$986,287.72	$249,539.00	$1,144,626.24	$182,021.26	$761,078.67	$3,323,552.89	4,486 FY2012	10.97%
2013 YTD	$962,380.99	$213,989.16	$4,737,396.53	$171,425.27	$602,054.73	$6,687,246.68	4,304 FY2013	10.15%
2014 YTD	$965,338.71	$266,197.38	$1,231,753.73	$2,159,039.55	$51,277.57	$4,673,606.94	3,962 FY2014	9.47%
2015 YTD	$1,039,500.70	$459,941.23	$825,386.93	$655,837.17	$261,869.30	$3,242,535.33	4,569 FY2015	10.94%
2016 YTD	**$1,219,689.20**	**$338,771.89**	**$754,050.21**	**$527,702.17**	**$121,838.78**	**$2,962,052.25**	**5,703 FY2016**	**11.21%**

THANK YOU

Your generosity has had a profound impact at Longwood.

$ 4.18M
Total Giving
total philanthropic gifts july 1-june 30

5,703
total donors
including alumni, parents, students, friends, faculty/staff, corporations and foundations

24%
increase over 2015

$1,219,689
in annual giving
Most Since 2008!

CITIZEN LEADER SOCIETY

267
Current Members
annual gifts of $1,500 or greater

11.2%
Alumni Participation Rate
percentage of undergraduate alumni that give back to their alma mater

HOME OF THE U.S. VICE PRESIDENTIAL ★ DEBATE 2016 ★

9

Strategic Operations

Victoria Kindon, Vice President and CIO

Highlights

- Four-year graduation rate rises above 50%
- Longwood Seminar for first-generation college students
- What does a Longwood Lancer look like? Collection of new admissions marketing materials developed
- Additional data protection services implemented

The Division of Strategic Operations advances Longwood's mission by strengthening connections with students at every stage of their relationship with the university—as prospective students, current students and active alumni. The division works to nurture lifelong relationships through personal interactions and connections, supplemented by the careful analysis and application of data and state-of-the-art information technology. The division comprises the offices of University Marketing and Communications, Information Technology Services, Alumni Relations and Career Services, and Enrollment Management and Student Success.

Enrollment Management and Student Success

Four-Year Graduation Rate Rises Above 50% for First Time

According to national data, only 50 of the more than 580 public four-year institutions in America have a 4-year graduation rate at or above 50% for their full-time first-time students (IPEDS 2013). Surpassing the 50% mark is a tremendous accomplishment for Longwood and underscores the importance of focused efforts on improving graduation rates. Since 2012, a strategic focus on using data to guide interventions has been instrumental in this achievement. One intervention has been utilizing the degree audit unit within the Registrar's Office to help faculty advisors and students identify opportunities for students to make small adjustments in their course schedules to promote on-time degree completion. The second notable change came from department chairs moving the deadline for the graduation application earlier in the junior year. Prior to this change, some students may not have known until well into their senior year what their remaining requirements were for degree completion, which was too late to adjust their schedule to complete on-time. These examples underscore the effect collaboration and ingenuity can have on Longwood students' success.

Percentage of Longwood Students that Graduated in Four Years
(Year students enrolled at Longwood, % of those students that graduated in 4 years)

First Year Experience and Family Programs

As shared in the last report, the freshman registration process was changed to improve the orientation experience and to position students for optimal success in their first semester. The feedback from both students and parents was overwhelmingly positive, particularly regarding reduced confusion and stress associated with students' first-semester class schedules.

- 92% of students reported having a solid understanding of their academic programs.
- 85% of students and 87% of parents rated their experience with pre-scheduling as good or excellent.
- 97% of students and 98% of parents indicated having a good understanding of the resources available to them.

Faculty members were also pleased with the experience and are interested in adopting this model for our transfer students.

Academic Success

Academic Success offers a variety of programs designed to meet the individual needs of students and to reduce the number of incoming freshmen in academic difficulty at the end of their first semester. Based on predictive model analysis and best practices in the industry, these initiatives

should result in improved retention for the second semester and second fall. A few examples include the following:

- A Longwood Seminar section specifically for first-generation students to address their unique transition and support needs.

- An initiative to embed Writing Center consultants into three ENGL 150 sections for students identified as the most-at-risk in writing performance.

- Special outreach efforts targeting students identified as moderate to high risk, including a welcome note from Academic Success highlighting support services; a communication in the second week focused on the Writing Center and tutoring availability; coordination of outreach efforts with Residence and Commuter Life in residence halls where there are "clusters" of at-risk students; and collaboration with advisors following add/drop to garner their support in connecting most-at-risk students to support services.

- An Early Alert Pilot Program that provides a mechanism for faculty to identify students exhibiting behavior consistent with poor academic performance. The program is being piloted in 14 courses with high freshman enrollment, where faculty will be especially attentive in the first two or three weeks of the semester to identifying students who may need extra help. Academic Success professional staff will implement a tiered outreach program to connect with these students and provide them the support they need to achieve academic success in their first semester. Faculty will receive follow-up reports so they can continue to encourage students to take advantage of Academic Success resources.

- A "Check Your Email Daily" campaign to encourage freshmen to check their email regularly. Email is Longwood's official means of communication with students, and those who don't check it regularly could miss important messages about academic progress, deadlines and other university matters. The campaign is a joint effort of Academic Success, First Year Experience and Family Programs, and Commuter and Residence Life.

University Marketing and Communications

Web Revitalization Project Update

What began with branding workshops almost two years ago is coming to fruition—the new Longwood website will go live in early September 2016. The new site offers numerous advantages, including a more simplified, user-centered design with brand-focused messaging; a new, flexible backend content-management system; and additional functionality, including features that will encourage sharing on social media, a filterable list of all our academic programs and more. At the same time, an intranet (solomon.longwood.edu) is scheduled to

launch in tandem, which will serve the faculty and staff community with relevant forms, news and other information needed in their day-to-day jobs. This project was a huge undertaking and involved intense cross-departmental collaboration and teamwork.

Longwood Professors Featured on Nationally Syndicated NPR Show

Two Longwood professors, Tuck Tucker, assistant professor of graphic design and animation, and Dr. Deb Ulmer, professor of nursing, were separately featured on the nationally syndicated NPR show With Good Reason, which is broadcast in over 32 states. Tucker detailed his illustrious career in animation and the challenges and goals of starting a program from scratch, while Ulmer spoke about her research on nurses who responded to Hurricane Katrina.

New Marketing Materials Energize Undergraduate Recruitment

What does a Longwood Lancer look like? That's the question that is being answered in a collection of new marketing materials that admissions staff members are employing to recruit students for fall 2017. The printed materials follow the university's recently-developed brand guidelines, emphasizing the qualities that characterize Longwood Lancers and relying on current students to tell Longwood's story through their own experiences. When complete, the set of materials will include pieces targeted not only to freshmen who are a good fit for Longwood but also to out-of-state students, transfer students and candidates for the Cormier Honors College for Citizen Scholars.

LongwoodLancers.com Breaks Records For Visitors

LongwoodLancers.com, the official website of Longwood University athletics, broke the site record for most unique visitors within a one-year period. The website drew 251,047 users during the 2015-16 academic year (July 1-June 30), surpassing the previous record of 236,801 visitors set one year prior. Before breaking the mark for the first time in 2014-15, the previous record for visitors to the site was 180,503 in 2013-14, resulting in a jump of more than 70,000 new users and growth of nearly 40 percent over the past two years.

Athletics Communications Office Wins Second Straight CoSIDA Writing Award

The Longwood athletics communications office received recognition in the CoSIDA Fred Stabley Sr. Writing Contest for the second straight year, earning the District 3 honor for best "General Feature." The story "Longwood Alum Breaking Down Barriers on the Gridiron," written by Assistant Vice President for Athletics Communications Chris Cook, details the professional football career of former two-sport Lancer Tia (Richardson) Watkins '04, who was a basketball and lacrosse player at Longwood from 2000-04 and has played professional football in the Independent Women's Football League (IWFL) and Women's Football Alliance (WFA) since 2013.

Big South Network Broadcasts Set for Significant Upgrades

Longwood athletics' Big South Network operation, which produces more than 50 free, high-definition, online broadcasts of Longwood athletics events every year, received a major upgrade in equipment in advance of the 2016-17 season, courtesy of the league office. The Big South Conference provided all member institutions with new NewTek Tricaster and 3Play units as well as a state-of-the-art graphics engine to push the quality of the league's broadcasts closer to ESPN3 standards. The upgrades, combined with more to come in the future, will allow Longwood and its Big South partners more exposure on ESPN3.com, the online platform of the biggest sports network in the world.

Longwood athletics appears on the Big South Network approximately 80 times per year. The broadcasts, produced entirely in-house by a crew that includes a dedicated group of Longwood students, yielded more than 30,000 views in 2015-16.

Office of Alumni and Career Services (OACS)

1 Hour a Month Volunteer Program Is Rolled Out

More than 200 alumni have signed up for the newly launched "1 Hour a Month" volunteer program. Offered as an opportunity to contribute that doesn't require event-based engagement, the volunteer program asks alumni for time commitments that add up to one hour each month, broken up in 15-, 30- and 45-minute "time bundles." Each time bundle is named with a persona in mind. One month, a volunteer could be "The Promoter" and share content on social media. The next month a volunteer could be "The Headhunter" and post open positions from his or her company on the new Longwood Network. Each contribution of time will be recorded and tracked.

'Day After Graduation' Podcast Is in Production

The Office of Alumni and Career Services is currently in the production phase of a unique new podcast series titled "Day After Graduation." The series is aimed at reducing uncertainty about the world after graduation for students and young alumni through interesting and entertaining content. At the end of the 2016 academic year, the OACS team hired three recent graduates with backgrounds in radio and communications, gave them recording equipment and turned them loose in major markets—Richmond, Tidewater, D.C. and Farmville—to interview alumni and other members of the Longwood community for possible inclusion on future episodes. The ten-episode Season 1 will be launched in late February, with shows ranging from "When Plan B Turns into Plan A," an exploration of choosing different career paths, to "My Mom Still Does My Laundry," a story from the parents' point of view about what it was like when their recent graduate moved home.

University Career Services Reboots

The OACS team has worked hard over the last few months to rethink their approach to providing career services at Longwood University. With fully revamped presentations, appointment types designed to increase student confidence in job and internship search, resume creation, cover letters, LinkedIn profiles, and building a network through informational interviews, the 2016-17 academic year will be exciting. The office recently purchased and deployed a new system called "Handshake," which is designed to better manage and track student engagement in career development programs, integrate with Banner and provide a unique interface for employers to reach students directly.

Information Technology Services (ITS)

Additional Data Protection Services Launched

With phishing attendants and cyberattacks becoming more common and sophisticated, ITS has implemented two more systems to support Longwood's information security efforts.

- Alien Vault. This system looks closely at outside sources attempting access to the university and blocks the access. The system is utilized by various other agencies, allowing the intrusion library to be extensive and up-to-date. The system was highly recommended by the U.S. Secret Service and Volexity, a company hired by the Commission on Presidential Debates.
- Identity Finder. This product allows ITS to scan emails, computing devices and file shares for Social Security numbers, credit card information or other data designated as sensitive by university policy.

Oracle Databases Current on Latest Version

ITS is pleased to announce that the Oracle databases have been updated to current versions. The databases have been falling behind in release versions for quite a few years due to other projects taking priority over the upgrades. It has taken some creativity, prioritization of projects, and a year's worth of effort, but we are now there. This accomplishment places us in a position to leverage enhancements to other systems and to continue with the upgrades to Banner. Currently we will have the Grants Module implemented by September, which will allow the department to track grants in an electronic format and collaborate with the budget office. We have also placed Web Time Entry into a test environment as a result of this upgrade. This will allow hourly wage employees to electronically submit their time sheets, eliminating the intensive paper process of submitting time cards.

Expensive and Underutilized Product Phased Out

Luminus, a product that was purchased when Banner was implemented, has been phased out and replaced with a more appropriate solution. Luminus, which allowed faculty and staff

access to Banner via myLongwood, was several versions behind and quite expensive for a product that was underutilized. The decision was made to develop a simple portal into Banner that will be integrated into the new faculty and staff intranet, which goes live early September, instead of purchasing a replacement product.

10

Student Affairs
Tim Pierson, Vice President

Highlights

- Debate Preparations
- Landings Fire
- Resiliency & Civil Discourse
- Association of Graduate Students

Since the day the official announcement was made that Longwood would be hosting the October 4, 2016 Vice Presidential Debate, planning wheels have been in motion. Hosting the debate is a total campus effort, and several areas within Student Affairs, including housing, food services, campus police, campus recreation, and student activities, have played a critical role in debate preparation. Early reactions from students have been very positive. Longwood, and especially the students, will take great pride in being part of this international event.

In order to serve the unique needs of our graduate students, the SGA, graduate student leaders, and the College of Graduate & Professional Studies have developed the *Graduate Student Advisory Council.* The excitement, commitment, and cooperative spirit of students during this process have been a prime example of citizen leadership at its best. Look for good things to come from the GSAC.

At approximately 9:10 pm on August 15th, lighting struck the northeast apartment building at the Landings, which is home to 100 students, Barnes & Noble, and the Starbucks Café. Thanks to a timely sighting and immediate response by LUPD Officer Schuler and Sargent Whitt, all students were safely evacuated. Seven fire companies made their way to the scene and proceeded to extinguish the fire. Due to the extent of damages to the building, RCL reassigned the 33 early arrivals that evening. University staff and the FFD worked seamlessly to manage this incident. This included protecting inventory from water damage, assisting students with housing arrangements, and communicating with the community in a timely fashion. Given the potential impact of this apartment fire, we are fortunate that no injuries occurred and damages were minimized.

Student Conduct and Integrity, University Title IX

There was no overall increase or decrease in disciplinary cases during the past year when compared to the 2014-2015 academic year. During the 2015-2016 academic year, 294 students and three recognized student organizations were charged with violations, representing six percent of the student population. Conduct Board cases decreased by 12 percent (from 197 to 174), Honor Board cases increased by 14 percent (from 56 to 64), and Administrative Hearings increased by 42 percent (from 38 to 54). Seven students and one recognized student organization were suspended, compared to seven students and zero groups in the previous academic year. One student was expelled, compared to two students in 2014-2015.

Title IX violation inquiries and/or investigations involving allegations of sexual harassment, sexual misconduct, dating and relationship violence, stalking, and retaliation increased. A total of 108 reports of notice were received by the office, which resulted in 15 formal complaints. These complaints resulted in six cases that determined violations of the Sexual Misconduct Policy, one case in which Informal Procedures were deemed appropriate and used, six cases that determined no violation, and two pending cases due to the withdrawal of the student respondent. Six reports of notice have already been received for the 2016-2017 academic year.

Assistant Vice President for Student Affairs (AVPSA)

Assessment expectations for departments within student affairs require Departmental Annual Reports coupled with an annual *WEAVEOnline* Assessment Report based on systematically reviewed goals, mission, objectives, and outcomes. Once every five years each department/program area completes a Formal Program Review based on externally defined professional standards with input from faculty, staff, students, and in some cases community members. Seven self-studies based on the Council for the Advancement of Standards in Higher Education were concluded including: Disability Resources and Services; Civic Engagement and Service-Learning Programs; Multicultural Student Programs and Services; Commuter & Off-Campus Living Programs; Student Conduct Programs; Sexual Violence-Related Programs & Services; and Alcohol, Tobacco & other Drug Programs. Changes and improvements to the programs and services will be made based on the self-study results.

The VPSA and AVPSA collaborated as co-authors for a chapter of a book entitled "*Using the CAS Professional Standards: Diverse Examples of Practice*" jointly published by National Association of Student Personnel Administrators (NASPA), American College Personnel Association (ACPA), and Council for the Advancement of Standards in Higher Education (CAS).

To facilitate a healthy exchange of views and ideas for students and student organizations during this political campaign, and to maintain an engaging, diverse and inclusive campus climate, two working groups with representation from across the division and faculty have formed. A group made up of staff and faculty is developing training and educational materials related to defining and fostering resiliency in our students, faculty, and staff. Our mission reads, "Through learning, development, and success." Now more than ever, our students need to understand the constructs of grit, resiliency, and hope, and the benefits of "bouncing back" from adversity. We are

developing some simple materials that will define the common factors and descriptors of resiliency, along with some strategies that our faculty and staff can use to foster these traits in each other and in our students.

Staff members facilitated the first of two workshops related to the tenets of civil discourse, debate, and discussion, the content of which can be used with students, faculty, and staff. Furthermore, a number of resources, including written guides and webinars on finding the balance between civility and free speech, student entitlement, fostering active bystander behavior, and promoting civil discourse, have been purchased and shared.

Dean of Students

The Dean of Students has worked with the Residential and Commuter Life staff to create a staffing plan to create two specific offices. The Director of Residence Life was promoted to Assistant Dean of Residential and Commuter Life. This position will assist with Care Team case management and will more importantly oversee the programmatic areas and serve as a co-chief housing officer. The Associate Director of Occupancy Management will now oversee the RCL operating budget and will also serve as a co-chief housing officer.

The Office of Disability Resources (ODR) welcomed new first year and transfer students, reaching 90 new intakes as of the first week of classes. The number of newly registered students will again spike at midterms and finals.

This year marks our second annual *ODR Empowers* program (a specialized orientation experience for students with disabilities). The program allows us to develop stronger relationships with these first year students, as well as connect them more effectively to a variety of resources – all efforts to help increase their chances of success here at Longwood.

ODR continues to keep abreast of the latest information and best-practices regarding accommodations for students in higher education. A procedure for handling requests for emotional support animals (ESAs) has been developed and has proven an efficient means to address this new and growing area of accommodation. ODR continues to expand our reach and to be seen as leaders in the field via faculty partnership in opportunities for published research, as well as in presenting at national conferences.

The RCL office continues to partner with the Longwood Real Estate Foundation to prepare for the Vice Presidential Debate as well as the opening of the two new residence halls on main campus. Sharp Hall is scheduled to open for student occupancy in mid-October, and the RCL office will conduct an online room change process for students to request an assignment in Sharp Hall when it opens. An open house for students to tour Sharp Hall will be facilitated in September.

The RCL office has been working to minimize the impact of Curry and Frazer Halls closing during the Vice Presidential Debate. For instance, out of state, international, and fall sport student athletes were assigned to other residence halls. The RCL office has also implemented a fall break intentions online process for residents of these residence halls, so the RCL office can account for each student's plans for the fall break. The office has identified spaces in other residence halls and apartment communities that can be utilized to temporarily house students who wish to be on campus during the closing of Curry and Frazer Halls.

Student Engagement: ***Something for Every Student***

Plans are in place for Rock the Block and Family Weekend, September 16th-17th and Oktoberfest, October 21st-22nd. Lancer Productions has an exciting schedule of events planned for the Fall semester, particularly on weekends. The Community Learning and Engagement office has facilitated numerous points of connection with service agencies in Farmville and the larger community and has exiting plans for the fall, including a new program, SWAG (Service with a Group) and a Community Partners Reception to kick off the new academic year which involved almost 50 local partners and Longwood faculty and staff.

Student clubs and organizations continue to bring a variety and vitality of options for a broad-based student body. A position was redefined in Student Engagement to create a staff member, Assistant Director of Student Clubs and Organizations, whose mission is to focus on supporting, nurturing, and guiding student initiatives.

Fraternities and sororities continue to be an important part of campus life. Their academic outcomes continue to be strong (the men's average exceeded the all-campus men's average for spring 2016) and their contributions through service and philanthropy are important.

SGA will be hosting a "Debate Spirit Week" September 19th-23rd which will include a Mock Debate featuring the College Democrats and Republicans in a re-match of their April debate (the audience gave that victory in a close vote to the Republicans). Maribeth Stotler-Watkins '17 represented SGA and Longwood at the student debate conference this summer at Dominican University (http://collegedebate16.org/about/). Maribeth returned to campus with high energy and creative ideas for student engagement in the political process this fall.

The office of Citizen Leadership and Service Learning continues efforts to:

- Re-establish the University Diversity Council (UDC), with Dr. Naomi Johnson-Tsigarides and Jonathan Page as co-chairs, whose primary goal is to assist in the development of a comprehensive Diversity Strategic Plan to address issues related to pluralism and inclusion across campus; to suggest policies and procedures; and to implement programs based on research, theory, and institutional best practice that will promote institution-wide advancement related to diversity initiatives and issues at Longwood University.
- Create the Bias Response Team whose primary role is to manage Longwood's bias response form and provide victim support; produce reports based on bias incidents; and respond to acts of bias appropriately through interventions and recommendations.

- Create Civil Discourse trainings for student affairs staff and student leaders to engage in various tools, strategies, and techniques to effectively engage in civil discourse.
- Collaborate with Athletics to create diversity related trainings and workshops for administration, coaches, and athletes as well as creating a diversity mission and strategic plan.

Wellness Unit

Campus Recreation moved the fitness equipment into the temporary Landings Fitness Center and began operations there on Monday, August 8, 2016. This will be the primary fitness facility for the fall semester but other programs and activities will take place throughout campus and across town, including Lancer Park, residence halls, and Lankford Student Union, as well as Calvary Chapel community room and PEFYA Field House. Staff also spent the summer developing the marketing materials to inform students, faculty and staff of the locations of all activities.

The Student Health Center / Potomac Healthcare Solutions moved to a new permanent location in the Midtown Landings in August 2016. Both Student Health and CAPS were outgrowing their shared space in the wellness suite at the Health & Fitness Center. The recent purchase of the retail space at Midtown by the Longwood Real Estate Foundation allowed for the move into a space that was previously used as an urgent care office. This move will allow Student Health to continue to expand their offerings to students and potentially faculty and staff while still being in a visible campus location.

Police Department

Departmental objectives have recently focused on developing and managing the Unified Public Safety Command for the Vice Presidential Debate. The Longwood University Police Department (LUPD) has led and participated in meetings with partners to develop and document a plan for the safety and security of the Longwood and Town community for the Debate and related activities. The Public Safety Command team has worked with Town officials to aid in coordinating information for the public about how the historic event could affect businesses and citizens.

The Operations section of LUPD is responsible for ensuring that staff receives appropriate training to enhance capabilities. Training has recently focused on increasing involvement and interaction with the student population.

Significant activities for the Office of Emergency Management included continuing the coordination and documentation of public safety functions for the Vice Presidential Debate. Within this process, the Emergency Management Coordinator (EMC) represented the University in emergency preparedness drills with hospital and healthcare partners. Willett Hall has been designated to serve as a State Managed Shelter, and exercises and drills have been held on campus with a number of partners from across the Commonwealth. The After Action Review Report, summarizing recommendations for improvements in the plan, was published in June.

Chief Beach and his officers were involved in several significant community meetings this summer. Chief Beach attended a community meeting organized by the Prince Edward County Commonwealth's Attorney to foster open dialog on relations between members of the community and police officers. Approximately 80 citizens were in attendance and enjoyed the opportunity to converse with officers of the law from their community. In conjunction with the Town of Farmville, Chief Beach and his officers also participated in the National Night Out events which took place during the first week in August. This annual event provides a chance for law enforcement officers and administrators to spend time face to face with members of the community in their neighborhoods. Events are organized throughout the Town to aid in strengthening the relationship between citizens and police officers.

11

LONGWOOD
UNIVERSITY

LOOKING TO OUR THIRD CENTURY
Strategic Plan 2014-2018

Our Mission: *Longwood University is an institution of higher learning dedicated to the development of citizen leaders who are prepared to make positive contributions to the common good of society. Building upon its strong foundation in the liberal arts and sciences, the University provides an environment in which exceptional teaching fosters student learning, scholarship, and achievement. As the only four-year public institution in south central Virginia, Longwood University serves as a catalyst for regional prosperity and advancement.*

Our Opportunity:

A Model for American Higher Education – few institutions in the country have Longwood's potential to make great progress; we have kinetic energy without the entrenched views prevalent at many institutions

Our Key Principles:

Academic Enterprise at the Heart – as one of the hundred oldest U.S. colleges and universities and Virginia's third oldest public university, we prize faculty engagement with students, our residential character, research scholarship, and the role of a broader learning community that extends beyond the classroom in the preparation of citizen leaders

Transforming Lives – we are at our best when helping to transform lives, by helping our students to truly realize their potential and by helping keep higher education affordable

Camaraderie – we enjoy a distinctive camaraderie, enriched by our many traditions and attention to diversity; a camaraderie that gives us a distinctive advantage when working through challenges and challenging times

Our Priorities:

Retention & Graduation – it is a moral imperative, and likewise catalytic from the standpoint of revenue and the spirit of the University; academic rigor is fundamentally part of the solution, as is affordability

Renewing General Education – we can build a powerful curriculum, building on the liberal arts and sciences for citizen leaders, our unique assets such as Hull Springs, the LCVA, and nearby Moton, and our technology

National Marketing – institution-wide endeavor and marketing collaboration will make one of the fifty oldest NCAA Division I schools as well-known as it should be

Foot Traffic by Alumni and Friends – philanthropy and public support for the University hinge on visits to campus and in-person engagement, since those who see our beautiful campus love Longwood

Prosperity of One of America's Oldest Two-College Communities – Farmville, Prince Edward, the surrounding region, H-SC, and Longwood stand together where the Civil War ended and Civil Rights began; we will thrive together

Strengthening the University Community – faculty and staff compensation must rise substantially; opportunities for professional development must increase; diversity must be fostered; all of which will enhance retention and hiring

Organization, Structuring, and Governance – we must give continually fresh attention to how Longwood is structured and to our policies, practices, data methodologies, and stewardship of resources

Measuring Progress:

Each part of the University will determine how best to assess progress against these priorities in its own area; here are metrics Longwood will measure and monitor as barometers that will reflect our institution-wide progress:

- Student Progress to Graduation
- Consensus on General Education, Implementation, and Assessment
- Alumni Annual Giving Rate
- Overall Attendance at University Events (Performances, Games, Exhibits, Conferences, Lectures, etc.)
- Total Population of the Local Community
- Compensation for Faculty and Staff
- Composite Financial Index (CFI)

LONGWOOD UNIVERSITY

175 1839-2014

LOOKING TO OUR THIRD CENTURY
Strategic Plan 2014-2018

– Dashboard of Principal Metrics –

Retention & Graduation -- It is a moral imperative, and likewise catalytic from the standpoint of revenue and the spirit of the University; academic rigor is fundamentally part of the solution, as is affordability

Principal Metric: *Student Progress to Graduation*

Undergraduate	Fall 2010	Fall 2011	Fall 2012	Fall 2013	Fall 2014	Fall 2015	Fall 2016
Applications Prior Year	*4402*	*4075*	*4167*	*4290*	*4576*	*5248*	*5847*
Freshmen	975	1055	1007	1091	1077	1009	975
Sophomores	781	760	840	809	854	872	799
Juniors	746	710	687	774	745	798	782
Seniors	654	704	668	635	734	711	740
5th year +	NA	214	224	259	223	235	187
Transfers and Part-time	957	744	885	891	907	971	913

National Marketing -- Institution-wide endeavor and marketing collaboration will make one of the fifty oldest NCAA Division I schools as well known as it should be.

Principal Metric: *Alumni Annual Giving Participation*

	FY2010	FY2011	FY2012	FY2013	FY2014	FY2015	FY2016
Alumni of Record	28,829	30,360	30,024	30,868	27,197*	27,197	27,894
Alumni Donors	3,948	3,465	3,293	3,133	2,575*	2,976	3,126
% Rate	13.69%	11.41%	10.97%	10.15%	9.47%	10.94%	11.2%

**Beginning in FY14, per standard national practice, only undergraduate alumni are included in this category*

Foot Traffic by Alumni and Friends -- Philanthropy and public support for the University hinge on visits to campus and in-person engagement, since those who see our beautiful campus love Longwood.

Principal Metric: *Overall Attendance at University Events (M&W Basketball, LCVA, Conferences, Events, B&B Nights)*

FY2010	FY2011	FY2012	FY2013	FY2014	FY2015	FY2016
35,717	39,099	35,654	39,354	44,584	51,729	71,662

Prosperity of One of America's Oldest Two-College Communities -- Farmville, Prince Edward, the surrounding region, H-SC, and Longwood stand together where the Civil War ended and Civil Rights began; we will thrive together.

Principal Metric: *Total Population of Buckingham, Charlotte, Cumberland, and Prince Edward Counties (by registered voters)*

July 2010	July 2011	July 2012	July 2013	July 2014	July 2015	July 2016
38,382	39,184	39,258	39,168	38,925	37,626	38,078

Strengthening the University Community – Faculty and staff compensation must rise substantially; opportunities for professional development must increase; diversity must be fostered; all of which will enhance retention and hiring.

Principal Metric: *Average Compensation for Faculty and Staff*

	FY2010	FY2011	FY2012	FY2013	FY2014	FY2015	FY2016
Classified Staff	$37,130	$37,068	$38,975	$39,549	$40,969	$42,201	$42,572
AP Staff	$56,712	$57,577	$58,673	$60,458	$62,433	$63,851	$65,084
Professor	$74,300	$77,300	$77,300	$77,200	$80,000	$80,100	$82,057
Associate Professor	$63,100	$63,000	$61,400	$64,300	$65,800	$67,100	$69,146
Assistant Professor	$52,500	$53,800	$55,100	$57,100	$59,600	$59,200	$62,622
Instructor	$49,000	$56,400	$57,200	$60,000	$55,700	$58,400	$65,634
All Faculty	$59,725	$62,625	$62,750	$64,650	$65,275	$66,200	$69,472

Organization, Structuring, and Governance – We must give continually fresh attention to how Longwood is structured and to our policies, practices, data methodologies, and stewardship of resources.

Principal Metric: *Composite Financial Index (CFI)*

FY2009	FY2010	FY2011	FY2012	FY2013	FY2014	FY2015
2.01	4.10	4.19	-1.14	3.98	3.55	2.57*

**CFI for FY2016 will be available Dec. 2016*

The Strategic Priority of Renewing General Education will be gauged as a matter of process until the appropriate juncture of implementation.

12

Longwood announces schedule of events leading up to Oct. 4 VP Debate

August 23, 2016



The eyes of the world will be on Longwood University October 4 for the lone Vice Presidential Debate of the 2016 General Election.

But on campus, the debate itself—and the simultaneous public watch party on Stubbs Mall—will be the culmination of a weekslong stretch of academic and public programming that will engage students, alumni, local residents and visitors in the historic experience of playing host to this historic event.

Longwood on Tuesday released a preliminary schedule of some of the major debate-related events that will take place on campus during the run-up to the debate and during Debate Week itself. All events are open to the public unless otherwise noted.

In addition to more than 30 courses offered this fall that will incorporate the debate in some fashion, Longwood has also made funding available to each academic department to host an event around the debate. Several of the Obligations of Citizens Departmental Lecture Series events that may be of particular interest to the public are included below.

"From the moment nearly a year ago we learned we'd been chosen to host the debate, Longwood has been determined to make the most of this opportunity for our students, alumni, and local community, and to advance our mission of shaping citizen leaders," said Longwood President W. Taylor Reveley IV. "The global attention on the event will be massive, but we're not just interested in that. These and other events reflect our commitment to engaging our community in this experience – a commitment that will begin with the new academic year and last well after the debate."

A full calendar of debate-related events will be maintained at debate.longwood.edu/events.

Run-Up To The Debate

Thursday, Aug. 25

Friends of Greenwood Library Special Author Presentation with Joel K. Goldstein *7 p.m., Wygal Auditorium*
Goldstein, a law professor at Saint Louis University, is a renowned scholar of the U.S. Vice Presidency, and author of *The White House Vice Presidency: The Path to Significance, Mondale to Biden*.

Thursday, Sept. 8

University Convocation with speaker Jim Lehrer *4 p.m., Wheeler Mall*
Lehrer, the iconic journalist and longtime host of PBS *NewsHour*, has moderated 12 national debates. The evening of Convocation, Lehrer will also lead a conversation with Longwood's freshman class, which is reading Lehrer's memoir of hosting the debates *Tension City* as its First-Year Reading Experience assignment over the summer (evening event is for Longwood first-year students only).

Friday, Sept. 9

***Citizens & Leaders: A Century of Iconic Presidential Campaign Photography by the Associated Press* world premiere and reception**

5 p.m., Longwood Center for the Visual Arts
In a joint project in conjunction with Longwood's hosting the Vice Presidential Debate, the LCVA and the Associated Press have collaborated to curate a new collection of historic and revealing photographs from presidential campaigns taken over the last century by the respected news cooperative's legendary roster of photojournalists. Selections in the exhibit are drawn from the elections of 1916-2016. The exhibit will run through Oct. 16 and a conversation with leading photojournalists will take place at noon on debate day (see below).

Wednesday, Sept. 14

***The Candidate* screening**

7 p.m., Longwood Center for the Visual Arts
Opening evening of *Framing Campaigns: Politics through the Hollywood Lens* – a fall film series surveying some of Hollywood's greatest films about political campaigns and elections. Screenings of films ranging from popular comedies to critically acclaimed dramas will run over the course of the semester. A full schedule is available at lcva.longwood.edu/calendar.

Friday, Sept. 16

Cyber Security Summit: *Advancing Cyber Security: Key Issues for Citizens and the Next Presidential Administration*.

3-30-4:30 p.m., Jarman Auditorium.
A panel of America's leading cyber security thinkers will discuss key issues facing the next president in one of the most important but under-appreciated areas of national security. Panelists include Rhonda Vetere, Chief

Technology Officer, Estée Lauder Companies; Rodney Blevins: Senior Vice President and Chief Information Officer, Dominion Resources, Inc.; General (ret.) James Cartwright, United States Marine Corps, former Vice Chairman of the Joint Chiefs of Staff; Dr. Val Rahmani, Non Executive Director, Former IBM Cyber Security Executive. Moderated by PBS *Newshour* Journalist Roben Farzad. Obligations of Citizens Lecture Series (Departments of Economics and Business Administration).

Monday, Sept. 19-Friday, Sept. 23

Debate Spirit Week

A spirited lineup of student-led events will take place across campus.

Monday, Sept. 19

The Lifetime Reading Plan: Becoming a Citizen of the World*5:30 p.m., Blackwell Hall.*
Michael Dirda, Pulitzer Prize-winning columnist and editor for *The Washington Post Book World*, discusses the value of studying literature, writing and languages – particularly during an election year. Obligations of Citizens Lecture Series (Department of English and Modern Languages).

Wednesday, Sept. 21

Mock Presidential Debate*Time TBD, Blackwell Hall*
College Democrats and College Republicans square off in a preview of the issues likely to take center stage during the October 4th Vice Presidential Debate.

Tuesday, Sept. 27

Fun With Big Data: From Predicting Elections to Finding Science Genes*7 p.m., Jarman Auditorium*
Princeton University Prof. Sam Wang – renowned data scientist, founder of the Princeton Election Consortium, and one of the nation's most widely followed experts on political polling -- discusses the ins and outs of applying data modeling to national elections. Obligations of Citizens Lecture Series (Department of Math and Computer Science). Sponsored by Department of Mathematics and Computer Science, Department of Psychology and HARK.

Debate Week

Friday, Sept. 30-Saturday, Oct. 1

2016 Student Citizenship Summit*9:45 a.m.-3:15 p.m., Jarman Auditorium*
Longwood welcomes several hundred secondary school students from around the region for discussions and educational activities reinforcing civics education and how the democratic process has brought about meaningful change in American history. Students will also tour the R.R. Moton Museum, now affiliated with Longwood, and site of the 1951 student strike which became part of *Brown v. Board of Education* and helped launch the modern civil rights movement.

Sunday, Oct. 2

Stubbs Mall VP Jubilee Kick-Off NightStudent Ticket Selection and Welcome Concert for Students and Volunteers with MKTO*8 p.m., Stubbs Mall*
Seats to watch the debate in person inside Willett Hall will be extremely scarce, but a few lucky students will be selected to receive a ticket from Longwood's small allotment.Afterward, pop sensation MKTO performs to kick off the VP Jubilee debate festival on Stubbs Mall.

Monday, Oct. 3

VP Jubilee*12 noon-7 p.m., Stubbs Mall*
Longwood students invite visitors to stop by to enjoy a steady stream of assorted debate-related booths, activities and musical acts – the hub of campus activity, just steps away from the debate venue in Willett Hall.

En-light(e)ning Talks*1-4 p.m., Lancaster Mall (south side of Lancaster)*
Longwood faculty offer a series of quick, fascinating and non-partisan TED-like talks on topics from their fields of expertise related to the Vice Presidential debate and election campaign.

Taste of Virginia Media Picnic*4:30-7 p.m., Stubbs Mall*
Welcome for members of the media and credentialed visitors, as well as Longwood faculty, staff and students. Music by the Church Sisters.

The Second City*8 p.m., Stubbs Mall*
The celebrated improv comedy troupe -- which launched the careers of Bill Murray, Chris Farley, Stephen Colbert, Steve Carell, Tina Fey, Amy Poehler and many more – performs their show "Improv All Stars" live.

Debate Day

Tuesday October 4th

Civil Rights Walking Tour*10 a.m., R.R. Moton Museum*
Explore the rich civil rights history of Farmville and Prince Edward County on a newly developed guided walking tour. The tour, facilitated by Longwood Prof. Larissa Smith Fergeson, departs from the Moton Museum on the south end of Longwood's campus. (The Moton Museum will be open daily during Debate Week with regularly scheduled tours).

VP Jubilee*12 noon-7 p.m., Stubbs Mall*
Longwood students invite visitors to stop by to enjoy a steady stream of assorted debate-related booths, activities and musical acts – the hub of campus activity, just steps away from the debate venue in Willett Hall.

Citizens and Leaders – a Conversation on the Art of Presidential Campaign Photojournalism*12 noon, Longwood Center for the Visual Arts*
A one-of-a-kind public conversation with highly accomplished photojournalists about the art of capturing democracy at work in the contest for the quadrennial contest for the most powerful office on earth. Presented in conjunction with the exhibition *Citizens & Leaders: A Century of Iconic Presidential Campaign Photography by the Associated Press*. Featuring Santiago Lyon, vice president and director of photography for The Associated

Press, and Michael Mergen, Longwood assistant professor of photography and veteran campaign photographer.

En-light(e)ning Talks*1-4 p.m., Lancaster Mall (south side of Lancaster)*
Longwood faculty offer a series of quick, fascinating and non-partisan TED-like talks on topics from their fields of expertise related to the Vice Presidential debate and the 2016 election campaign.

The Increasing Power of the Vice Presidency – A View From The Inner Circle*4 p.m., Martinelli Room, Maugans Alumni Center*
Longwood and the University of Virginia's Miller Center present an inside look at the office of the vice president and its emergence as a center of power in recent administrations. Panelists: Roy Neel, former chief of staff to Vice President Al Gore; Eric Edelman, former assistant to Vice President Dick Cheney, U.S. Ambassador to Turkey and Finland, and Undersecretary of Defense for Policy; Jared Bernstein, former chief economist and economic adviser to Vice President Joe Biden; and Barbara Perry, Director of Presidential Studies at the Miller Center. Journalist John Harris, of *Politico*, will moderate.

Alumni Watch Parties*9 p.m., regional locations*
Watch Party Kits for are being distributed to over 130 alumni volunteers and their families to host watch party events in their homes around Virginia and the world on the night of the debate.

Campus Debate Watch Party*9 p.m., Stubbs Mall*
Longwood students, faculty, staff and friends will join together on Stubbs Mall for an outdoor viewing of the debate broadcast.

Pancake Breakfast*10:30 p.m., Stubbs Mall*
As the debate winds down and Spin Alley revs to life, a late-night pancake breakfast will be served while live music plays on the Stubbs Mall stage.

* All events, times and locations are subject to a change. For up-to-date information on these and other Longwood debate-related events, please consult debate.longwood.edu/events.

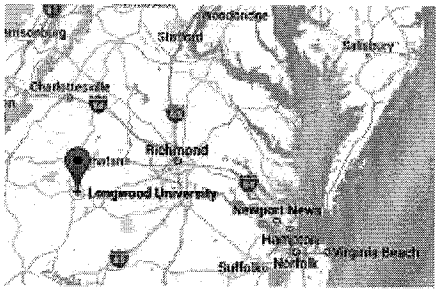

13

LONGWOOD UNIVERSITY

FINANCIAL STATEMENTS

For Year Ended June 30, 2015

LONGWOOD UNIVERSITY
ANNUAL FINANCIAL REPORT 2014 – 2015

Table of Contents

LONGWOOD UNIVERSITY
MANAGEMENT'S DISCUSSION AND ANALYSIS

INSTITUTIONAL PROFILE

Longwood, located in Farmville, was founded in 1839 and is one of the oldest colleges in Virginia. It was the first Virginia public institution of higher education for women. In 2002, it officially became Longwood University. As the only four-year public institution in south central Virginia, Longwood serves as a catalyst for regional prosperity and advancement.

Historically, Longwood has been a leader in the education of future teachers. It continues that leadership today while also offering strong programs in liberal arts and sciences, business and in professional and pre-professional programs. Longwood University is a coeducational, comprehensive institution offering more than 100 majors, minors and concentrations to over 5,000 students. Longwood University educates Virginians, with over 95 percent of the student body coming from the Commonwealth, and is a residential campus with over 70 percent of its undergraduate students living in University managed housing.

Building upon its strong foundation in the liberal arts and sciences, the University provides an environment in which exceptional teaching fosters student learning, scholarship and achievement. Longwood is dedicated to the development of citizen leaders who are prepared to make positive contributions to the common good of society. The University requires all students, in order to graduate, to participate in an internship related to their major or conduct a significant research project working with a faculty member on a major-related topic. The University prides itself on being a public institution with a "private" feel, its student/faculty ratio of 18 to 1, and the vast educational and social opportunities afforded its students.

Longwood University is for the 17th consecutive year ranked among the best colleges in the annual *U.S. News & World Report* survey. This year's "Best Colleges" report ranks Longwood No. 9 in the Top Public Schools category for Regional Universities in the South. Among all Regional Universities in the South, including private institutions, Longwood is ranked in the top tier at No. 28. Additionally, *The Princeton Review*, an education services company, selected Longwood as one of "Best in the Southeast" in its 2016 *Best Colleges: Region by Region* website feature.

Longwood is an agency of the Commonwealth of Virginia and is, therefore, included as a component unit in the State's Comprehensive Annual Financial Report (CAFR). The thirteen members of Longwood's Board of Visitors govern University operations. Members of the Board are appointed by the Governor of Virginia.

ENROLLMENT AND ADMISSIONS

A significant factor in the University's economic position relates to its ability to recruit and retain high quality students. Headcount enrollment has increased from 4,252 in fall 2004 to 5,096 in fall 2014.

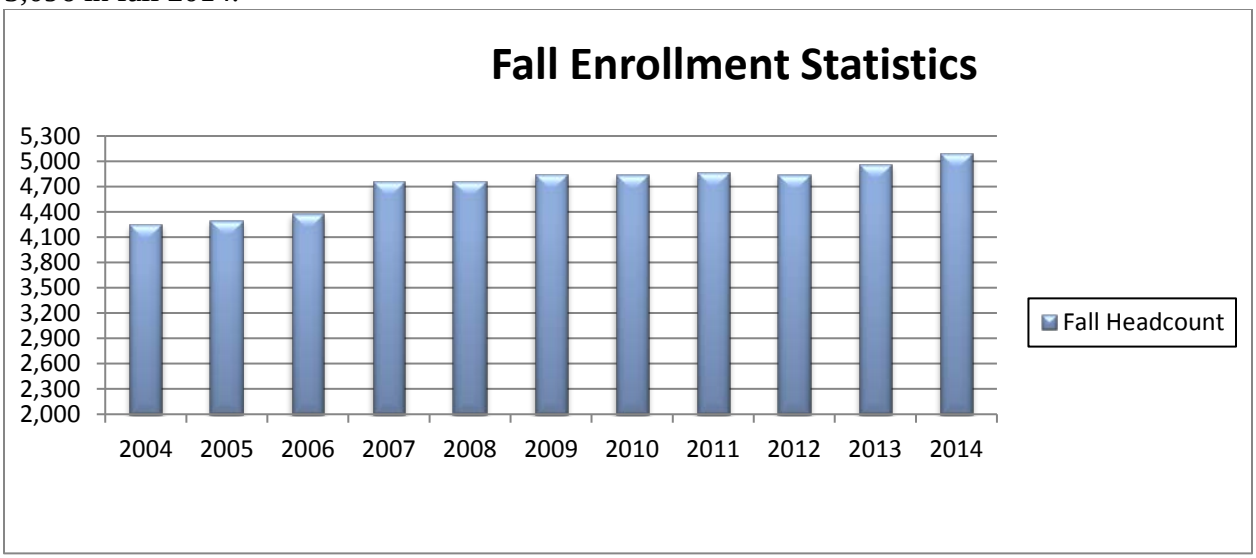

The fall 2014 entering freshmen class remained academically competitive with a grade-point average of 3.41, an average SAT score of 940 - 1080, and an average ACT score of 19 - 23. Total freshman applications increased from 4,167 in fall 2012 to 4,593 in fall 2014.

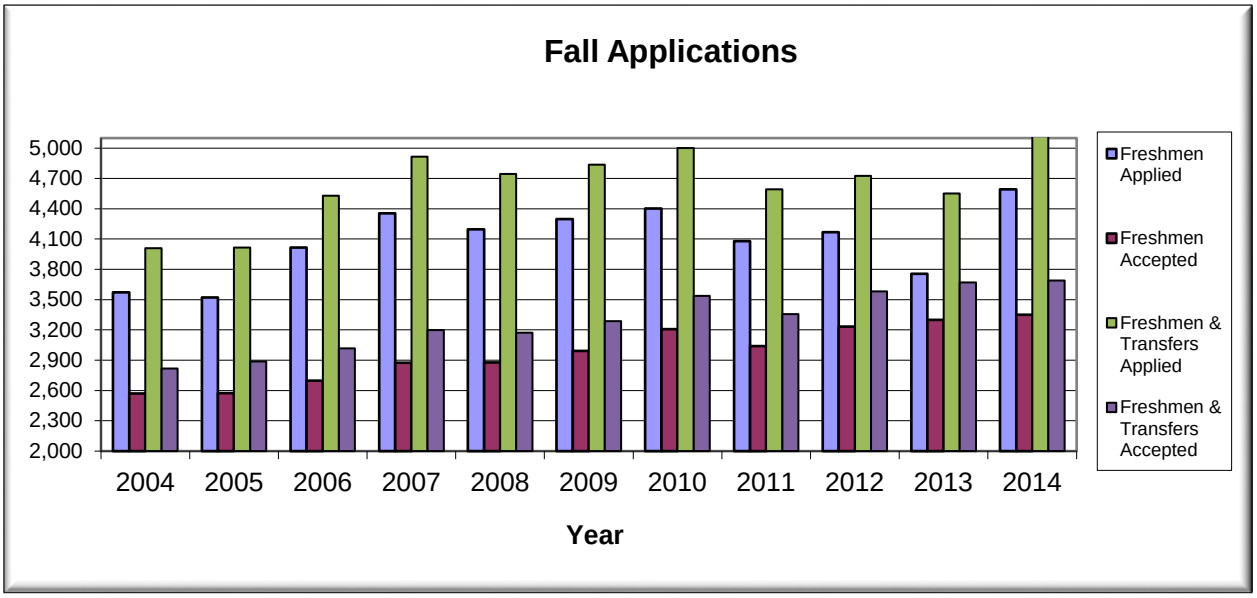

FINANCIAL OVERVIEW

Management's Discussion and Analysis (MD&A) is a supplement to the University's financial statement designed to assist readers in understanding the financial information presented. This MD&A provides an analysis of the institution's financial position and performance during the fiscal year ended June 30, 2015, with comparative information presented for the fiscal year ended June 30, 2014, where applicable. While maintaining financial health is crucial to the long-term viability of the University, the primary mission of a public institution of higher education is to provide education, research and public service. Net position accumulates only as required to ensure that there are sufficient reserve funds for future operations and implementation of new programs.

This discussion has been prepared by management along with the financial statements and related footnote disclosures and should be read in conjunction with the accompanying financial statements and notes that follow. The financial statements, notes and this discussion are the responsibility of management. The financial statements were prepared in accordance with applicable pronouncements and statements of the Governmental Accounting Standards Board (GASB). GASB principles establish standards for external reporting for public colleges and universities. The University's financial report is comprised of three basic financial statements and related notes. Those statements include the Statement of Net Position; the Statement of Revenues, Expenses, and Changes in Net Position; and the Statement of Cash Flows. The aforementioned statements are summarized and analyzed in the MD&A.

The University's affiliated foundations are also included in these statements consistent with GASB Statement 39, *Determining Whether Certain Organizations are Component Units*, an amendment of GASB Statement 14, and GASB Statement 61 *The Financial Reporting Entity: Omnibus*, an amendment of GASB Statements 14 and 39. The University has two foundations whose financial information is presented in the statements under the columns titled "Component Unit" and one foundation that is designated as a blended component unit. While affiliated foundations are not under the direct control of the University's Board of Visitors, this presentation provides a more holistic view of resources available to support the University and its mission. The foundations are not part of this MD&A; however, additional detail regarding their financial activities can be found in the **Notes to Financial Statements**. Transactions between the University and these component units have not been eliminated in the financial statements.

Summary of the Change in Net Position

	Year Ended June 30,		Increase/(Decrease)	
	2015	2014	Amount	Percent
Total operating revenues	$88,851,194	$85,560,302	$3,290,892	3.85%
Total operating expenses	121,621,938	118,326,714	3,295,224	2.78%
Operating (loss)	(32,770,744)	(32,766,412)	-4,332	0.01%
Net nonoperating revenues	32,183,286	32,006,808	176,478	0.55%
Other revenue	9,216,320	13,008,706	-3,792,386	-29.15%
Total decrease	$8,628,862	$12,249,102	-$3,620,240	-29.56%

On a summary basis, operating revenues increased by $3.3 million or 3.8% from fiscal year 2014 to fiscal year 2015. Operating expenses increased $3.2 million or approximately 2.8% from fiscal year 2014 to fiscal year 2015.

The operating loss was offset by $32.0 million in net non-operating revenues and expenses and $9.2 million in other revenues. Net non-operating revenues and expenses consisted of $29.2 million state appropriations, $4.5 million in Pell revenue, $0.3 million in investment revenue and $18,138 in insurance revenue offset by interest on capital asset related debt of $1.9 million and losses on disposal of capital assets of $7,500.

Statement of Net Position

The Statement of Net Position presents the financial position of the University at the end of the fiscal year and includes all assets and liabilities of the institution. The difference between total assets and total liabilities is net position, which is an indicator of the current financial condition of the University. The purpose of this statement is to present to the financial statement readers a fiscal snapshot as of June 30, 2015. From the data presented, readers of the Statement of Net Position are able to determine the assets available to continue the University's operations. They are also able to determine how much the University owes vendors and creditors.

Net position is divided into three major categories. The first category, "Net investment in capital assets," depicts the University's equity in property, plant, and equipment, net of accumulated depreciation and outstanding debt obligations related to those capital assets. The second "Restricted" category is divided into two sub-categories, expendable and nonexpendable. Expendable restricted resources are available for expenditure by the University, but must be spent for purposes as determined by donors and/or other entities that have placed restrictions on the use of the assets. The corpus of nonexpendable restricted resources is available only for investment purposes. The third, "Unrestricted" category represents resources available to the University for any lawful purpose of the institution.

Summary of the Statement of Net Position

	Year Ended June 30,		Increase/(Decrease)	
	2015	2014	Amount	Percent
Assets				
Current assets	$52,994,565	$57,590,756	($4,596,191)	-7.98%
Noncurrent assets:				
Restricted cash and cash equivalents	3,169,292	4,881,698	(1,712,406)	-35.08%
State appropriations	-	42,139	(42,139)	-100.00%
Capital assets, net	229,656,347	224,053,976	5,602,371	2.50%
Other	1,125,038	1,106,448	18,590	1.68%
Total noncurrent assets	233,950,677	230,084,261	3,866,416	1.68%
Total assets	286,945,242	287,675,017	(729,775)	-0.25%
Deferred Outflows of Resources				
Deferral on Debt Defeasance - loss	3,165,777	2,396,878	768,899	32.08%
Deferred outflows of resources (GASB 68)	3,504,892	-	3,504,892	100.00%
Total Deferred Outflows of Resources	6,670,669	2,396,878	4,273,791	178.31%
Liabilities				
Current liabilities	17,790,897	21,960,939	(4,170,042)	-18.99%
Noncurrent liabilities	83,547,741	52,360,295	31,187,446	59.56%
Total liabilities	101,338,638	74,321,234	27,017,404	36.35%
Deferred Inflow of Resources				
Deferral on Debt Defeasance - gain	7,250	14,500	(7,250)	-50.00%
Deferred inflows of resources	6,211,000	-	6,211,000	100.00%
Total Deferred Inflows of Resources	6,218,250	14,500	6,203,750	42784.48%
Net position				
Net investment in capital assets	182,117,222	173,056,475	9,060,747	5.24%
Restricted expendable	1,047,769	1,196,775	(149,006)	-12.45%
Unrestricted	2,894,032	41,482,911	(38,588,879)	-93.02%
Total net position	$186,059,023	$215,736,161	-$29,677,138	-13.76%

Evaluation of Statement of Net Position for Fiscal Years 2014 and 2015

The University's total assets decreased by $0.7 million between fiscal years 2014 and 2015. Current assets decreased $4.6 million primarily due to a decrease in cash and cash equivalents of $2.3 million, and a decrease in unrestricted cash equivalents of $2.6 million. Noncurrent assets increased by $4.0 million primarily due to an increase in capital assets of $5.6 million offset by a decrease in restricted cash and cash equivalents of $1.7 million due to bond reimbursements from SNAP accounts. Construction in progress decreased by $3.3 million, which was a combination of the completion of the University Technology Center (French Renovation) which decreased Construction in Progress and continued renovations in the Blackwell Alumni Center, University Center and Stubbs Renovations all which increased Construction in Progress. Depreciable capital assets increased $18.0 million due primarily to the completion of the University Technology Center (French Renovations). Current liabilities decreased $4.2 million primarily due to a $2.4 million decrease in accounts payable and $2.7 million decrease in obligations under securities lending.

Noncurrent liabilities increased approximately $31.2 million and Unrestricted Net Position decreased approximately $38.3 million which was primarily due to the increased pension liability. Effective fiscal year 2015, the GASB issued Statement 68, *Accounting and Financial Reporting for Pensions*, and Statement 71, *Pension Transition for Contributions Made Subsequent to the Measurement Date*, an amendment of GASB Statement 68. These reporting changes require the University to record its portion of the pension liabilities and expenses from the Virginia Retirement System (VRS) State Employee Retirement Plan and the Virginia Law Officers' System (VaLORS) Retirement Plan. Prior to the implementation of GASB 68, VRS did not measure assets and pension benefit obligations separately for individual state institutions. Therefore, for the purpose of the MD&A, fiscal year 2014 comparative numbers have not been restated. As of a result of this change in reporting, the University has recorded its proportionate share of the net pension liability, pension expense, deferred outflows and inflows in the financial statements presented within. Footnote 2 to the financial statements includes the summary of significant accounting policies for pensions. Footnote 17 and the required supplementary information discloses information on the pension plans available to all full-time, salaried permanent employees of Longwood University, along with detail on pension liability and pension expense, and pension contributions by the University.

Statement of Revenues, Expenses, and Changes in Net Position

The Statement of Revenues, Expenses, and Changes in Net Position (SRECNP) presents the operating results as well as the non-operating revenues and expenses of the University. State appropriations, while budgeted for operations, are considered non-operating revenues according to generally accepted accounting principles.

In general, operating revenues are received for providing goods and services to students and other constituencies of the University. Operating expenses are incurred in the acquisition or production of those goods and services. Non-operating revenues are comprised of items such as investment earnings and state appropriations. They do not require the production of goods

or services. For example, the University's state appropriations are non-operating because they are provided by the General Assembly without the Commonwealth directly receiving commensurate goods and services for those revenues.

Summary of the Statement of Revenues, Expenses, and Changes in Net Position

	Year Ended June 30,		Increase/(Decrease)	
	2015	2014	Amount	Percent
Operating revenues	$ 88,851,194	$ 85,560,302	$ 3,290,892	3.85%
Operating expenses	121,621,938	118,326,714	3,295,224	2.78%
Operating (loss)	(32,770,744)	(32,766,412)	(4,332)	0.01%
Nonoperating revenues/(expenses)				
State appropriations	29,284,509	29,147,075	137,434	0.47%
Pell grant revenue	4,486,617	4,579,553	(92,936)	-2.03%
Other nonoperating revenues and expenses	(1,587,840)	(1,719,820)	131,980	-7.67%
Net nonoperating revenues and expenses	32,183,286	32,006,808	176,478	0.55%
Income/(loss) before other revenues and reductions	(587,458)	(759,604)	172,146	-22.66%
Capital appropriations	7,499,652	12,270,435	(4,770,783)	-38.88%
Other gifts	1,716,668	738,271	978,397	132.53%
Total other revenues	9,216,320	13,008,706	(3,792,386)	-29.15%
Total decrease in net position	8,628,862	12,249,102	(3,620,240)	-29.56%
Net position, beginning of year	177,430,161	203,487,059	(26,056,898)	-12.81%
Net position, end of year	$186,059,023	$215,736,161	($29,677,138)	-13.76%

Evaluation of Statement of Revenues, Expenses, and Changes in Net Position for Fiscal Years 2014 and 2015

Summary of Revenues

Operating revenues primarily include tuition and fees and auxiliary enterprises. There was an increase of 3.8% totaling $3.2 million from fiscal year 2014 to fiscal year 2015 due to an increase in student tuition and fee charges and enrollment as is evidenced in the previous **Enrollment and Admissions** section.

Total non-operating revenues increased approximately $37,000 due to an increase in state appropriations of approximately $137,434 and a decrease in Pell of $92,936. Other revenues decreased by $3.8 million primarily due to a decrease in capital appropriations.

Summary of Revenues

For the year ended June 30, 2015

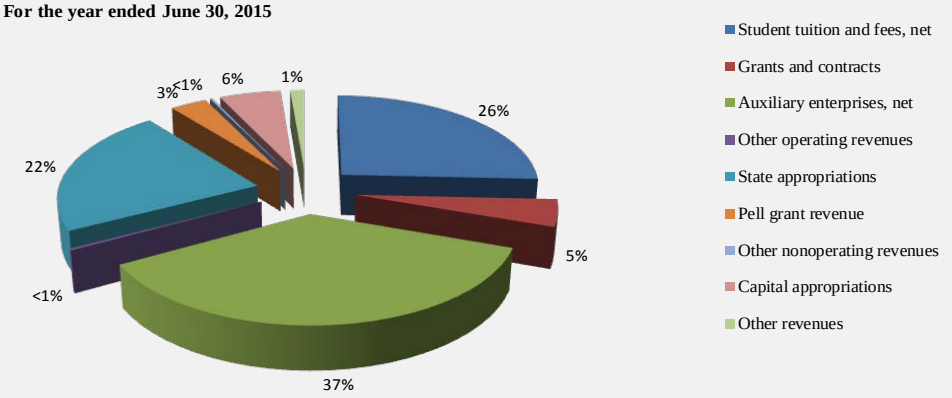

Summary of Revenues
For the years ended June 30, 2015 and 2014

	2015	2014	Increase/(Decrease) Amount	Increase/(Decrease) Percent
Operating revenues:				
Student tuition and fees, net	$34,000,390	$31,406,179	$ 2,594,211	8.26%
Grants and contracts	6,163,747	6,446,454	(282,707)	-4.39%
Auxiliary enterprises, net	48,257,813	47,333,604	924,209	1.95%
Other operating revenues	429,244	374,065	55,179	14.75%
Total operating revenues	88,851,194	85,560,302	3,290,892	3.85%
Nonoperating revenues:				
State appropriations	29,284,509	29,147,075	137,434	0.47%
Pell grant revenue	4,486,617	4,579,553	(92,936)	-2.03%
Other nonoperating revenues	314,321	322,289	(7,968)	-2.47%
Total nonoperating revenues	34,085,447	34,048,917	36,530	0.11%
Other revenues				
Capital appropriations	7,499,652	12,270,435	(4,770,783)	-38.88%
Other revenues	1,716,668	738,271	978,397	132.53%
Total other revenues	9,216,320	13,008,706	(3,792,386)	-29.15%
Total revenues	$132,152,961	$132,617,925	$ (464,964)	-0.35%

Summary of Expenses

A summary of the University's operating expenses for the years ended June 30, 2015 and 2014 is shown below. Overall, total operating expenses increased approximately $3.3 million in fiscal year 2015 compared to the previous fiscal year. This represents a 2.8% increase.

Summary of Operating Expenses by Natural Classification

For the year ended June 30, 2015

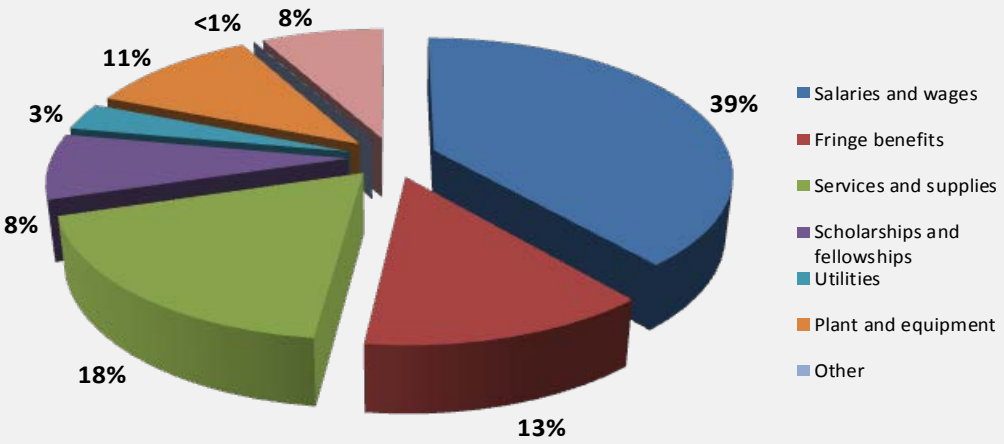

Operating Expenses by Natural Classification
For the years ended June 30, 2015 and 2014

	2015	2014	Increase/(Decrease) Amount	Increase/(Decrease) Percent
Salaries and wages	$ 46,724,430	$ 45,980,739	$ 743,691	1.6%
Fringe benefits	16,766,165	15,467,483	1,298,682	8.4%
Services and supplies	23,019,162	21,653,406	1,365,756	6.3%
Scholarships and fellowships	9,414,040	9,103,516	310,524	3.4%
Utilities	2,700,746	3,809,813	(1,109,067)	-29.1%
Plant and equipment	13,692,699	12,979,469	713,230	5.5%
Other	26,862	31,730	(4,868)	-15.3%
Depreciation/amortization	9,277,835	9,300,558	(22,723)	-0.2%
Total operating expenses	$ 121,621,938	$ 118,326,714	$ 3,295,224	2.8%

Summary of Operating Expenses by Function

For the year ended June 30, 2015

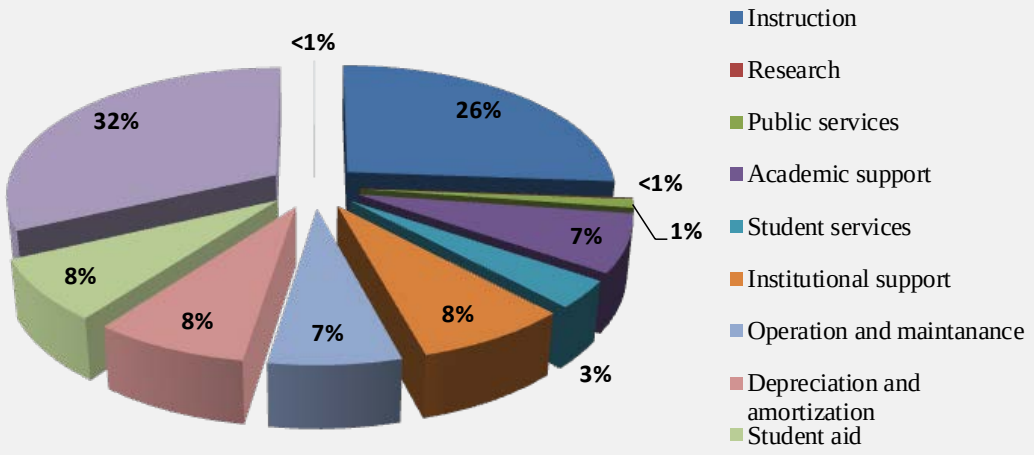

Operating Expenses by Function
For the years ended June 30, 2015 and 2014

	2015	2014	Increase/(Decrease) Amount	Increase/(Decrease) Percent
Operating expenses:				
Instruction	$31,402,205	$ 30,985,884	$ 416,321	1.3%
Research	47,049	66,266	(19,217)	-29.0%
Public services	1,316,810	1,276,062	40,748	3.2%
Academic support	8,563,851	8,506,420	57,431	0.7%
Student services	4,301,737	4,035,502	266,235	6.6%
Institutional support	9,629,662	9,287,167	342,495	3.7%
Operation and maintanance	8,425,991	7,929,442	496,549	6.3%
Depreciation and amortization	9,277,835	9,300,558	(22,723)	-0.2%
Student aid	9,414,040	9,103,516	310,524	3.4%
Auxiliary activities	39,215,896	37,804,167	1,411,729	3.7%
Other operating expenses	26,862	31,730	(4,868)	-15.3%
Total operating expenses	$ 121,621,938	$ 118,326,714	$ 3,295,224	2.8%

Statement of Cash Flows

The final statement presented by the University is the Statement of Cash Flows. This statement presents detailed information about the University's cash activity during the year. The Statement of Revenues, Expenses and Changes in Net Position is prepared on the accrual basis and includes non-cash items such as depreciation expense, while the Statement of Cash Flows strictly represents cash inflows and outflows. The Statement of Cash Flows enables readers to assess the ability of the institution to generate future cash flows necessary to meet obligations and to evaluate the need for additional financing.

The Statement of Cash Flows is divided into five sections. The first section, cash flows from operating activities, details the net cash used by operating activities. The second section reflects the cash flows from non-capital financing activities, and includes state appropriations and Pell grant revenues for the University's educational and general programs and financial aid. The third section, cash flows from capital financing activities, details the cash used for the acquisition and construction of capital and related items. The fourth section is cash flows from investing activities which includes interest earned on investments. The last section reconciles the net operating loss reflected on the Statement of Revenues, Expenses and Changes in Net Position to the cash used by operating activities.

Condensed Statement of Cash Flows

	2015	2014	Increase/ (Decrease)
Cash Provided (used) by:			
Operating activities	$ (24,197,936)	$ (23,305,542)	($892,394)
Noncapital financing activities	33,800,185	33,859,465	(59,280)
Capital financing activities	(13,937,611)	(13,472,406)	(465,205)
Investing activities	296,182	322,289	(26,107)
Net increase/(decrease) in cash	(4,039,180)	(2,596,194)	(1,442,986)
Cash - Beginning of year	52,069,037	54,665,231	(2,596,194)
Cash - End of year	$48,029,857	$52,069,037	($4,039,180)

Evaluation of Statement of Cash Flows for Fiscal Years 2014 and 2015

For fiscal year 2015, significant sources of operating cash include student tuition and fees of $34.1 million, auxiliary enterprise receipts of $48.2 million, and grants and contracts of $6.3 million. Major operating uses of cash include payments for salaries, wages, and fringe benefits of $63.8 million and payments to suppliers and utilities of $26.0 million. Longwood received state appropriations for the University's educational and general programs and financial aid of $29.3 million.

Capital and Debt Activities

Renewal and replacement of facilities on campus remains an integral part of the University's Strategic Plan. The University continues to implement strategies to support its commitment to creating state-of-the-art learning environments that contribute to the overall development of students. Additional investments are planned to improve student residential lifestyles and the quality of student life.

Note 7 of the **Notes to Financial Statements** describes the University's significant investment in capital assets. During fiscal year 2015, total capital assets net of depreciation increased by $5,602,371 is due primarily to the completion of the University Technology Center.

Note 10 of the Notes to Financial Statements notes that Long-term debt decreased from $54,164,758 in 2014, to $50,907,730 in 2015 as a result of debt payments made during the fiscal year. The University utilizes the SCHEV formula (debt service to unrestricted expenditures and mandatory transfers) to calculate its debt ratio. This ratio was 5.1 percent at the end of fiscal year 2014 and 5.2 percent at the end of fiscal year 2015. Per Board-approved policy, the University will maintain a debt burden ratio of 9 percent or less.

ECONOMIC OUTLOOK

Longwood University is one of the 100 oldest colleges and universities in the nation, and the third-oldest public university in Virginia, following the College of William & Mary and the University of Virginia. Founded in 1839, Longwood is dedicated to the development of citizen leaders who are prepared to make positive contributions to the common good of society. Longwood University was selected by the Commission on Presidential Debates to host the 2016 Vice Presidential Debate which will occur on October 4, 2016.

As one of Virginia's public higher education institutions, Longwood is dependent upon ongoing financial and political support from the Commonwealth. The University's economic outlook is tied to various factors, including our ability to recruit and retain students, our State funding (in the form of both operating and capital construction appropriations), and our ability to raise revenue through tuition and fees, grants and contracts, and private funds. A review of the economic factors significant to the State of Virginia may be found in the Commonwealth's Comprehensive Annual Financial Report (CAFR).

The *Virginia Higher Education Opportunity Act* passed in 2011 bears witness to Virginia's commitment to higher education. However, demands on the State budget and constrained revenues continue to put pressure on State general fund support. Consequently, the original FY 2015 budget provided level funding for public higher education. *Virginia Higher Education Opportunity Act* legislation evidences the

importance of State goals specific to accessibility and increased enrollments, as well as restructuring initiatives. Longwood will continue to examine the impacts of recommendations made by the Higher Education Advisory Committee. Programs and strategies specific to objectives outlined in the Act are documented within the University's Six-Year Plan.

In his address to the Joint Money Committees of the General Assembly on August 15, 2014, Governor McAuliffe announced a $346 million budget shortfall in FY 2015. Virginia's FY 2014 general fund revenue collections were down from FY 2013, and fell behind the State's revenue forecast. This marks the first time that Virginia revenues have declined outside of a national recession. As a result, state agencies, including higher education institutions, were required to submit plans for cutting 5 percent in the first year of the budget and 7 percent in the second year of the budget. Fortunately for Longwood, our required reduction for FY 2015 was approximately 2.2 percent, which will be addressed with savings resulting from position vacancies. The University's required reduction for FY 2016 is not known at this time.

The need to recruit and retain quality students during this period of rising costs and difficult economic conditions is a concern. While the Commonwealth affords Boards of Visitors the authority to establish tuition and fee rates, significant emphasis has been placed on slowing the rate of tuition increases for Virginia undergraduate students. Longwood continues to be sensitive to the issue of affordability and accessibility. In-state undergraduate tuition and mandatory fees for the coming academic year were increased by just 2.1 percent. The University has placed significant focus on both increasing enrollment and student retention. Longwood's enrollment has been steady, and nongeneral fund revenues have increased as a result of tuition and fee rate increases, as well as our enrollment and retention efforts. Additionally, gifts and commitments made to the Longwood University Foundation continue to be strong, affording increases in student scholarship awards and support for various academic programming.

Longwood University is committed to delivering its students exceptional educational and social opportunities, and will continue to employ business process improvements and efficiencies in an effort to contain costs, to enhance or develop alternative revenue streams, to examine opportunities to reallocate funding, and to invest in strategic initiatives. Long-term planning is critical to ensuring that the University not only protects its core academic programs, but also invests strategically in the future. The new planning and budgeting process that was piloted in FY 2013 continues to be utilized by the University.

Management believes that Longwood has and will maintain a solid financial foundation. Increases in the University's net assets are indicative of the sound and prudent use of financial resources. The University is responsive to the rapidly changing higher education environment. It will continue to closely monitor its resources to ensure its ability to react to both internal and external factors that impact the institution's financial position, and to embrace innovation and flexibility in its pursuit of institutional goals.

FINANCIAL STATEMENTS

Longwood University
STATEMENT OF NET POSITION
As of June 30, 2015

Assets	Longwood University	Component Unit Longwood University Foundation, Inc.	Component Unit Longwood University Real Estate Foundation
Current assets:			
Cash and cash equivalents (Note 3)	$ 44,860,565	$ 5,673,444	$ 749,227
Securities Lending - Cash and cash equivalents (Note 3)	1,641,678	-	-
Short-term investments (Note 3)	59,419	23,909,999	-
Accounts receivable, net of allowance for doubtful accounts	1,711,564	-	290,737
Notes receivable	135,160	-	1,840
Contributions receivable, net (Note 23)	-	727,436	-
Due from Foundation (Note 5)	159,583	-	-
Due from the Commonwealth (Note 6)	775,872	-	-
Inventory	594,414	-	-
Prepaid expenses	3,056,310	8,993	44,582
Total current assets	$ 52,994,565	$ 30,319,872	$ 1,086,386
Noncurrent assets:			
Restricted cash and cash equivalents (Note 3)	3,169,292	509,490	-
Restricted Investments	-	36,098,374	4,834,232
Other non-current assets	-	108,011	914,950
Notes receivable, net (Note 4)	1,125,038	-	-
Contributions receivable, net (Note 23)	-	2,746,083	-
Non-depreciable capital assets, net (Note 7)	36,573,869	5,994,490	10,026,974
Depreciable capital assets, net (Note 7)	193,082,478	1,127,991	76,177,124
Total noncurrent assets	233,950,677	46,584,439	91,953,280
Total assets	$ 286,945,242	$ 76,904,311	$ 93,039,666
Deferred Outflow of Resources			
Deferral on Debt Defeasance - loss	3,165,777	-	-
Deferred outflows of resources - GASB 68	3,504,892	-	-
Total Deferred Outflows of Resources	6,670,669	-	-
Liabilities			
Current liabilities:			
Accounts payable and accrued expenses (Note 9)	7,520,715	204,092	1,073,346
Line of Credit	-	-	3,795,156
Unearned revenue	2,398,026	-	-
Obligations under securities lending	1,701,097	-	-
Deposits held in custody for others	600,010	-	-
Long-term liabilities - current portion (Note 10)	5,571,049	56,620	595,654
Total current liabilities	17,790,897	260,712	5,464,156
Noncurrent liabilities (Note 10)	83,547,741	1,199,350	103,817,214
Total liabilities	$ 101,338,638	$ 1,460,062	$ 109,281,370
Deferred Inflow of Resources			
Deferral on Debt Defeasance - gain	7,250	-	-
Deferred inflows - GASB 68	6,211,000	-	-
Total Deferred Inflows of Resources	$ 6,218,250	-	-
Net Position			
Net Investment in capital assets, net of related debt	182,117,222	7,122,482	(8,343,881)
Restricted:	-	-	-
Nonexpendable:	-	-	-
Permanently restricted	-	36,410,616	-
Expendable:	-	-	-
Loans	99,981	-	-
Temporarily restricted	-	23,235,412	-
Other	947,788	-	-
Unrestricted	2,894,032	8,675,739	(7,897,823)
Total net position	$ 186,059,023	$ 75,444,249	$ (16,241,704)

The accompanying notes to financial statements are an integral part of this statement.

Longwood University
STATEMENT OF REVENUES, EXPENSES, AND CHANGES IN NET POSITION
For the Year Ended June 30, 2015

	Longwood University	Component Unit Longwood University Foundation	Component Unit Longwood University Real Estate Foundation
Operating revenues:			
Student tuition and fees, Net of scholarship allowances of $3,508,335	$ 34,000,390	$ -	$ -
Gifts and contributions	-	1,969,879	-
Federal grants and contracts	1,808,434	-	-
State grants and contracts	661,969	-	-
Nongovernmental grants and contracts	3,693,344	-	-
Auxiliary enterprises, net of scholarship allowances of $4,517,168	48,257,813	-	-
Other operating revenues	429,244	91,420	10,203,064
Total operating revenues	88,851,194	2,061,299	10,203,064
Operating expenses (Note 16)			
Instruction	31,402,205	-	-
Research	47,049	-	-
Public service	1,316,810	63,587	-
Academic support	8,563,851	568,677	-
Student services	4,301,737	54,573	-
Institutional support	9,629,662	1,223,137	1,140,069
Operation and maintenance - Plant	8,425,991	2,652,550	2,882,719
Depreciation	9,153,972	-	3,630,037
Amortization	123,863	-	29,055
Student aid	9,414,040	1,429,455	-
Auxiliary activities	39,215,896	294,988	-
Administrative and fundraising	-	-	-
Other expenditures	26,862	-	74,565
Total operating expenses	121,621,938	6,286,967	7,756,445
Operating gain (loss)	(32,770,744)	(4,225,668)	2,446,619
Nonoperating revenues (expenses):			
State appropriations (Note 15)	29,284,509	-	-
Pell Grant Revenue	4,486,617	-	-
Insurance Revenue	18,138	-	-
Investment revenue (loss)	296,182	2,016,020	-
Interest on Capital Asset-Related Debt	(1,894,660)	-	(4,019,908)
Unrealized gain on swap	-	-	(2,838,465)
Increase in split interest agreements	-	-	-
Decrease in split interest agreements	-	(91,306)	-
Realized gain on investments	-	-	-
Unrealized loss on investments	-	-	-
Loss on disposal/sale of plant assets	(7,500)	7,000	20,049
Net nonoperating revenues	32,183,286	1,931,714	(6,838,324)
Income before other revenues, expenses, gains or l	(587,458)	(2,293,954)	(4,391,705)
Contributions to permanent endowments	-	955,446	-
Contributions to term endowments	-	1,243,897	-
Capital appropriations	7,499,652	-	-
Other Gifts	1,716,668	491,657	-
Net other revenues	9,216,320	2,691,000	-
Increase (decrease) in net position	8,628,862	397,046	(4,391,705)
Net position - Beginning of year (Note 1)	177,430,161	75,047,203	(11,849,999)
Net position - End of year	$ 186,059,023	$ 75,444,249	$ (16,241,704)

The accompanying notes to financial statements are an integral part of this statement.

Longwood University
STATEMENT OF CASH FLOWS
For the Year Ended June 30, 2015

Cash flows from operating activities:	
Student tuition and fees	$ 34,127,711
Grants and contracts	6,305,425
Auxiliary enterprises	48,202,711
Payments to employees	(63,778,424)
Payments to suppliers and utilities	(26,020,646)
Payments for operation and maintenance of facilities	(13,912,998)
Payments for scholarships and fellowships	(9,414,040)
Collection of loans to students	(109,244)
Other operating receipts	428,431
Payments for other expenses	(26,862)
Net cash provided (used) by operating activities	(24,197,936)
Cash flows from noncapital financing activities:	
State appropriations	29,284,509
Other non-operating	4,486,617
Change in agency balances	29,059
Net cash provided (used) by noncapital financing activities	33,800,185
Cash flows from capital and related financing activities:	
Capital appropriations	8,197,860
Capital grants and contributions	1,713,310
Proceeds from Capital Debt	233,242
Acquisition and construction of capital assets	(17,993,849)
Principal paid on capital debt, leases, and installments	(3,796,996)
Insurance Payments	18,138
Interest paid on capital debt, leases, and installments	(2,309,316)
Net cash provided (used) by capital financing activities	(13,937,611)
Cash flows from investing activities:	
Investment/interest revenue	296,182
Net cash provided (used) by investing activities	296,182
Net increase in cash	(4,039,180)
Cash and cash equivalents - Beginning of the year	52,069,037
Cash and cash equivalents - End of the year	$ 48,029,857

The accompanying notes to financial statements are an integral part of this statement.

Longwood University
STATEMENT OF CASH FLOWS
For the Year Ended June 30, 2015

RECONCILIATION OF NET OPERATING LOSS TO NET CASH
USED BY OPERATING ACTIVITIES:

Operating (loss)	$ (32,770,744)
Adjustments to reconcile net loss to net cash used by operating activities:	
Depreciation and amortization expense	9,277,835
Changes in assets and liabilities:	
Receivables, net	(52,863)
Inventory	(189,550)
Prepaid expenses	(714,226)
Notes receivable, net	(109,244)
Accounts payable and accrued expenses	555,661
Deferred revenue	269,698
Pension Expense	(495,892)
Accrued compensated absences	31,389
Net cash provided (used) by operating activities	$ (24,197,936)

The accompanying notes to financial statements are an integral part of this statement.

Page Left Intentionally Blank

NOTES TO FINANCIAL STATEMENTS

Longwood University
Financial Statement Footnotes
For the Year Ended June 30, 2015

1. REPORTING ENTITY

Longwood University is a state-assisted, coeducational, and comprehensive University offering programs leading to bachelor's and master's degrees. Longwood offers courses both on the main campus and at educational sites in other locations as well as online courses. The University is oriented to liberal arts and to professional and pre-professional programs.

A separate report is prepared for the Commonwealth of Virginia, which includes all agencies, boards, commissions, and authorities over which the Commonwealth exercises or has the ability to exercise oversight authority. The University is a component unit of the Commonwealth of Virginia and is included in the general purpose financial statements of the Commonwealth.

The University has three component units as defined by the Governmental Accounting Standards Board (GASB) Statement 39, *Determining Whether Certain Organizations are Component Units*, an amendment to Statement 14, *The Financial Reporting Entity*. These organizations are described in Note 23.

2. SUMMARY OF SIGNIFICANT ACCOUNTING POLICIES

Basis of Accounting

The University's financial statements have been prepared using the economic resources measurement focus and the accrual basis of accounting. Under the accrual basis, revenues are recognized when earned and expenses are recorded when a liability is incurred, regardless of the timing of related cash flows. All significant intra-agency transactions have been eliminated.

Cash and Cash Equivalents

In accordance with GASB Statement 9, *Reporting Cash Flows of Proprietary and Nonexpendable Trust Fund and Governmental Entities That Use Proprietary Fund Accounting*, cash and cash equivalents consist of cash on hand, money market funds, and temporary highly liquid investments with an original maturity date of three months or less.

Investments

In accordance with GASB Statement 31, *Accounting and Financial Reporting for Certain Investments and for External Investment Pools*, as modified by GASB Statement 59, purchased investments, interest-bearing temporary investments classified with cash, and investments received as gifts are recorded at fair value. All investment income, including changes in the fair value of investments (unrealized gains and losses), is reported as non-operating revenue in the Statement of Revenues, Expenses, and Changes in Net Position.

Prepaid Expenses

Prepaid expenses of the University include such items as insurance premiums, membership dues, and registrations for next fiscal year that were paid in advance, as well as publications, subscriptions, and contracts which include initial and renewal annual subscriptions that continue into the next fiscal year.

Inventories

Inventories are reported using the consumption method, and valued using the first-in, first out (FIFO) method.

Capital Assets

Capital assets consisting of land, buildings, equipment, infrastructure, and intangible assets are stated at cost or fair market value at date of donation. Library materials are valued at actual cost and average cost at time of donation. Construction in progress, equipment and intangibles in process are capitalized at actual cost as expenses are incurred. Equipment costing $5,000 or more with a useful life greater than one year is capitalized. Software related intangibles costing $25,000 or more and other intangibles costing $100,000 or more are capitalized. Renovation costs are capitalized when expenses total greater than $100,000. Normal repairs and maintenance are expensed in the year in which the expense is incurred.

Depreciation and amortization is computed using the straight-line method over the estimated useful life of the asset and is not allocated to the functional expense categories. The general range of estimated useful lives is 5 to 50 years for buildings and fixtures and 3 to 20 years for equipment. The estimated useful life of Library materials is 10 years. The general range of estimated useful lives for infrastructure is 5 to 30 years. The estimated useful life of software is 5 years; all other intangibles vary based on type and expected useful life.

Non-current Cash and Investments

Cash and investments that are externally restricted to make debt service payments, maintain sinking or reserve funds, or to purchase or construct capital and other non-current assets are classified as non-current assets in the Statement of Net Position.

Deferred Outflows and Inflows

Included in the balance of deferred outflows of resources are deferred losses on refunding of debt. Included in deferred inflows of resources are the deferred gains on refunding of debt.

Pensions

For purposes of measuring the net pension liability, deferred outflows of resources and deferred inflows of resources related to pensions, and pension expense, information about the fiduciary net position of the Virginia Retirement System (VRS) State Employee Retirement Plan and the Virginia Law Officers' System (VaLORS) Retirement Plan; and the additions to/deductions from the VRS State Employment Retirement Plan's and the VaLORS Retirement Plan's net fiduciary position have been determined on the same basis as they were reported by VRS. For this purpose, benefit payments (including refunds of employee contributions) are recognized when due and payable in accordance with the benefit terms. Investments held with VRS are reported at fair value.

Financial Statement Presentation

GASB Statement 35, *Basic Financial Statements—and Management's Discussion and Analysis—for Public Colleges and Universities*, issued November 1999, establishes accounting and financial reporting standards for public colleges and universities within the financial reporting guidelines of GASB Statement 34, *Basic Financial Statements—and Management's Discussion and Analysis—for State and Local Governments*. The standards are designed to provide financial information that responds to the needs of three groups of primary users of general-purpose external financial reports: the citizenry, legislative and oversight bodies, and investors and creditors. The university is required under this guidance to include *Management's Discussion and Analysis*, and basic financial statements, including notes, in its financial statement presentation.

The following GASB statements of standards became effective in fiscal year 2015: Statement 68, *Accounting and Financial Reporting for Pensions – an amendment of Statement 27*, Statement 69, *Government Combinations and Disposals of Government Operations*, and Statement 71, *Pension Transition for Contributions made Subsequent to the Measurement Date – an amendment of Statement 6*8. Statement 68 improves information provided by state and local

governments whose employees are provided pensions. Statement 68 requires government employers that sponsor defined benefit plans to recognize a net pension liability (unfunded accrued liability) in their statement of net position. Longwood University recognized its proportionate share of the Virginia Retirement System's net pension liability in the amount of $35,104,000 for the fiscal year ending June 30, 2015. Additionally, Statement 68 resulted in a net reduction in the unrestricted net position of $38,306,000. Statement 68 also establishes standards for measuring and recognizing liabilities, deferred outflows of resources, deferred inflows of resources, and expenditures related to pensions. Pension expense is now based on the net pension liability change between reporting dates, with some sources of the changes recognized immediately in expense and others amortized over years. Statement 71 amends Statement 68 to allow the reporting government to recognize a beginning deferred outflow of resources only for its pension contributions, if any, made subsequent to the measurement date of the beginning net pension liability but before the start of the government's fiscal year when it is not practical to determine the amounts of all applicable deferred inflows of resources and deferred outflows of resources related to pensions. Longwood University recognized deferred outflows of $3,504,892 and deferred inflows of $6,211,000 for the Virginia Retirement System's Defined Contribution pension plan for the fiscal year ending June 30, 2015. Additionally Statement 68 mandates an extensive footnote disclosure as well as required Supplementary Information. See Note 17 for additional pension information. Statement 69 establishes accounting and financial reporting standards related to government combination and disposals of government operations. Longwood University had no activities that would be reportable under the conditions in this statement.

Unearned Revenue

Unearned revenue primarily includes amounts received for tuition and fees and certain auxiliary activities prior to the end of the fiscal year, but are related to the period after June 30, 2015.

	2015
Student tuition and related fees	$ 2,251,867
Auxiliary enterprise fees	146,159
Total	$ 2,398,026

Accrued Compensated Absences

The amount of leave earned but not taken by classified salaried employees is recorded as a liability on the Statement of Net Position. The amount reflects, as of June 30, all unused vacation leave, overtime leave, compensatory leave, and the amount payable upon termination under the Commonwealth of Virginia's leave pay-out policy. The applicable share of employer-related taxes payable on the eventual termination payments is also included.

Federal Financial Assistance Programs

The University participates in federally-funded financial assistance programs including Pell Grants, Supplemental Educational Opportunity Grants, Federal Work-Study, Perkins Loans, and Direct Lending. Federal programs are audited in accordance with the Single Audit Act Amendments of 1996, the Office of Management and Budget Revised Circular A-133, *Audits of States, Local Governments and Non-Profit Organizations*, and Compliance Supplement.
Under the Federal Direct Lending Program, the University receives funds from the U.S. Department of Education for Stafford and Parent PLUS Loans and disburses these funds to eligible students. The Direct Lending programs are treated as student payments with the University acting as a fiduciary agent for the student. Therefore, the receipt of the funds from the federal government is not reflected in the federal grants and contracts total on the *Statement of Revenues, Expenses, and Changes in Net Position.*

Net Position

The University's net position is classified as follows:

- **Net investment in capital assets** – Net investment in capital assets represents the University's total investment in capital assets, net of accumulated depreciation and outstanding debt obligations related to those capital assets. To the extent debt has been incurred but not yet expended for capital assets, such amounts are not included as a component of net investment in capital assets.

- **Restricted net position, expendable** – Expendable restricted net position includes resources for which the University is legally or contractually obligated to spend in accordance with restrictions imposed by external third parties. The University's restricted net position is expendable.

- **Restricted net position, nonexpendable** – Nonexpendable restricted net position is comprised of endowment and similar types where donors or other external sources have stipulated, as a condition of the gift instrument, that the principal is to be maintained inviolate and in perpetuity, and invested for the purpose of producing present and future income to be expended or added to the principal.

- **Unrestricted net position** – Unrestricted net position represents resources derived primarily from student tuition and fees, state appropriations, and sales and services of educational departments and auxiliary enterprises. Auxiliary enterprises are self-supporting activities that provide services for students, faculty, and staff. These unrestricted resources are used for transactions relating to the educational and general operations of the University and at the discretion of the governing board to meet current expenses.

When an expense is incurred that can be paid using either restricted or unrestricted resources, the University's policy is first to apply the expense toward restricted resources, and then toward unrestricted. Restricted funds remain classified as such until restrictions have been satisfied.

Income Taxes

The University, as a political subdivision of the Commonwealth of Virginia, is excluded from federal income taxes under Section 115(1) of the Internal Revenue Code, as amended.

Revenue and Expense Classifications

Operating revenues include activities that have the characteristics of exchange transactions, such as: (1) student tuition and fees, net of scholarship discounts and allowances; (2) sales and services of auxiliary enterprises, net of scholarship allowances; and (3) federal, state, and nongovernmental grants and contracts.

Non-operating revenues include activities that have the characteristics of non-exchange transactions, such as gifts, and other revenue sources that are defined as non-operating revenues by GASB Statement 9, *Reporting Cash Flows of Proprietary and Nonexpendable Trust Funds and Governmental Entities That Use Proprietary Fund Accounting*, and GASB Statement 34, such as state appropriations and investment and interest income.

Non-operating expenses include interest on debt related to the purchase of capital assets and losses on the disposal of capital assets. All other expenses are classified as operating expenses.

Scholarship Discounts and Allowances

Student tuition and fee revenues and certain other revenues from students are reported net of scholarship discounts and allowances in the Statement of Revenue, Expenses, and Changes in Net Position. Scholarship discounts and allowances are the difference between the stated charge for goods and services provided by the University and the amount that is paid by students and/or third parties making payments on the students' behalf. Certain government grants, such as Pell grants, and other federal, state, or nongovernmental programs are recorded as either operating or non-operating revenues in the University's financial statements. To the extent that such revenues are used to satisfy tuition and fees and other student charges, the University has recorded a scholarship discount and allowance.

Long-Term Liabilities

Bond premiums are deferred and amortized over the life of the bond. Bonds payable are reported including unamortized bond premiums. The amortization of bond premiums are reported as debt service expenditures. The debt as shown in the Statement of Net Position is divided between current and non-current liabilities (see Note 10). The Statement of Revenues, Expenses, and Changes in Net Position reflects the interest expense which is recognized as a non-operating expense when paid.

Recently Adopted Accounting Pronouncements

In November 2013, the GASB issued Statement 71, *Pension Transition for Contributions made Subsequent to the Measurement Date*, an amendment of GASB Statement 68. The provisions of this Statement was required to be applied simultaneously with the provisions of Statement 68; and therefore, effective for the University's fiscal year beginning July 1, 2014. The requirements of this Statement will eliminate the source of a potential significant understatement of restated beginning net position and expense in the first year of implementation of Statement 68 for the University.

Beginning Balance Adjustment

The university's beginning net position, as of July 1, 2014 has been adjusted. The adjustment is due to the implementation of GASB Statement 68, *Accounting and Financial Reporting for Pensions*. Prior year balances were not restated for GASB Statement 68; only the beginning balances for fiscal year 2015 were adjusted. The adjustment is as follows:

Net Position, July 1, 2014	$215,736,161
Defined benefit pension liability	(35,104,000)
Deferred inflows of resources (GASB Statement 68)	(6,211,000)
Operating and nonoperating Expenses	2,531,000
Deferred outflows of resources (GASB Statement 68)	478,000
Adjusted net position, July 1, 2014	$177,430,161

3. CASH, CASH EQUIVALENTS AND INVESTMENTS

Cash and Cash Equivalents

Pursuant to Section 2.2-1800, et seq., Code of Virginia, all state funds of the University are maintained by the Treasurer of Virginia, who is responsible for the collection, disbursement, custody, and investment of State funds. Certain deposits held by the University are maintained in accounts that are collateralized in accordance with the Virginia Securities for Public Deposits Act, Section 2.2-4400, et seq., Code of Virginia, or covered by depository insurance. Under this Act, banks holding public deposits in excess of amounts insured by FDIC must pledge collateral in the amount of 50 percent of excess deposits to a collateral pool in the name of the State Treasury board. Savings institutions are required to collateralize 100 percent of deposits in excess of FSLIC limits. In accordance with GASB Statement 9 definition of cash and cash equivalents, cash represents cash with the Treasurer, cash on hand, and cash deposits including certificates of deposits, and temporary investments with original maturities of three months or less.

At June 30, 2015, the carrying amount of cash with the Treasurer of Virginia was $44,283,629. The carrying amount of cash not held by the Treasurer of Virginia is $2,122,444. The carrying amount not held by the Treasurer consists of bank balances reported at June 30, 2015, in the amount of $2,199,852 adjusted for reconciling items such as: outstanding checks and deposits in transit. The Virginia Security for Public Deposits Act eliminates any custodial credit risk for the University.

Investments

The majority of University funds is held by the Treasurer of Virginia and, therefore, is not invested by the University. Local funds held by the University are available for investment, per the Board of Visitors approved investment policy. In fiscal year 2015, local funds were not invested. Rather, they were held in a governmental checking account.

Concentration of Credit Risk

Concentration of credit risk requires the disclosures by amount and issuer of any investments in any one issuer that represent 5 percent or more of total investments. Investments explicitly guaranteed by the U.S. government and investments in mutual funds or external investment pools and other pooled investments are excluded from this requirement. As of June 30, 2015, the University did not have any investments other than money market funds held by the Treasurer of Virginia; therefore, the University does not have a concentration of credit risk.

Custodial Credit Risk

Custodial credit risk is the risk that, in the event of failure of the counterparty, the University will not be able to recover the value of its investment or collateral securities that are in the possession of the outside party. Due to the lack of investments outside of those held by the Treasurer of Virginia, this risk does not apply to the University.

Interest Rate Risk

Interest rate risk is the risk that changes in interest rates will adversely affect the fair value of an investment. The University does not invest in funds outside of investing bond proceeds in the State Non-Arbitrage Program (SNAP) and the Local Government Investment Pool (LGIP). These proceeds held by the Treasurer of Virginia are invested in money market funds and do not need to be categorized as to risk. At June 30, 2015, the carrying amount of the cash equivalents held in the SNAP program with the Bank of New York was $1,623,590 and with the Treasurer of Virginia was $194.

Foreign Currency Risk

Foreign currency risk is the risk that changes in exchange rates will adversely affect the fair value of an investment or a deposit. Longwood University does not have investments in foreign currency.

Securities Lending Transactions

Securities lending transactions represent the University's allocated share of securities received for securities lending transactions held in the General Account of the Commonwealth. Loaned securities, for which the collateral is reported on the Statement of Net Position, are non-categorized as to credit risk. Details of the General Account securities lending program are included in the Commonwealth's Annual Financial Report. The Commonwealth's policy is to record unrealized gains and losses in the General Fund in the Commonwealth's basic financial statements. When gains and losses are realized, the actual gains and losses are recorded by the affected agencies.

Securities Lending Balances as of June 30, 2015:

Unrestricted cash equivalents	$1,641,678
Short term investment	59,419
Total Securities Lending	$1,701,097

4. ACCOUNTS AND NOTES RECEIVABLE

Accounts receivable consisted of the following at June 30, 2015:

Student tuition and fees	$ 1,229,476
Library	1,764
Auxiliary enterprises	483,455
Federal, state, and nongovernmental grants and contracts	146,128
Total	$ 1,860,823
Less: Allowance for doubtful accounts	(149,259)
Net accounts receivable	$ 1,711,564

Notes Receivable consisted of the following at June 30, 2015:

Current portion:	
Federal student loans	$ 135,160
Non-current portion:	
Federal student loans	1,217,906
Less allowance for doubtful accounts	(92,868)
Net non-current notes receivable	$ 1,125,038

5. DUE FROM FOUNDATIONS

Due from foundation consisted of the following at June 30, 2015:

Longwood University Foundation	$ 59,583
Longwood University Trust	100,000
	$159,583

6. COMMONWEALTH EQUIPMENT AND CAPITAL PROJECT REIMBURSEMENT PROGRAMS

The Commonwealth has established several programs to provide state-supported institutions of higher education with bond proceeds for financing the acquisition and replacement of instructional and research equipment and facilities. During fiscal year 2015, funding has been provided to the University from two programs: 21st Century bond program and Equipment Trust Fund program (ETF). Both the 21st Century bond and Equipment Trust Fund programs are managed by the Virginia College Building Authority (VCBA). The VCBA issues bonds and uses the proceeds to reimburse the university and other institutions of higher education for expenses incurred in the acquisition of equipment and facilities.

The *Statement of Revenues, Expenses, and Changes in Net Position* includes amounts listed below for the year ended June 30, 2015, in the "Capital Appropriations" line item for equipment and facilities obtained with funding under these two programs.

Capital Appropriations

VCBA 21st Century Program	$6,938,730
VCBA ETF Program	560,922
	$7,499,652

The line item, "Due from the Commonwealth," on the *Statement of Net Position* for the year ended June 30, 2015, represents pending reimbursements from the follow programs:

21st Century Bonds	$758,586
ETF	17,286
Total Due from Commonwealth of Virginia	$775,872

7. CAPITAL ASSETS

A summary of changes in the various capital asset categories for the year ended June 30, 2015, is presented as follows:

	Beginning Balance 6/30/2014	Additions	Reductions	Ending Balance 6/30/2015
Non-Depreciable Capital Assets				
Land	$5,125,564			$5,125,564
CIP	34,786,423	17,247,952	(20,586,070)	31,448,305
Total Non-Depreciable Capital Assets	39,911,987	17,247,952	(20,586,070)	36,573,869
Depreciable Capital Assets				
Buildings	230,058,363	17,331,022	-	247,389,385
Equipment	19,060,683	456,959	(150,000)	19,367,642
Infrastructure	44,006,723	-	-	44,006,723
Library Materials	11,015,740	437,843	(120,042)	11,333,541
Software Projects	6,439,847	-	-	6,439,847
Total Depreciable Capital Assets, Cost	310,581,356	18,225,824	(270,042)	328,537,138
Accumulated Depreciation				
Buildings	72,258,820	5,974,755	-	78,233,575
Equipment	11,921,843	1,587,888	(142,500)	13,367,231
Infrastructure	27,639,956	1,127,872	-	28,767,828
Library Materials	8,544,151	463,457	(120,042)	8,887,566
Software Projects	6,074,597	123,863	-	6,198,460
Total Accumulated Depreciation	126,439,367	9,277,835	(262,542)	135,454,660
Depreciable Capital Assets, Net	184,141,989	8,947,989	(7,500)	193,082,478
All Capital Assets, Net	$224,053,976	$26,195,941	($20,593,570)	$229,656,347

8. DEFERRED OUTFLOWS OF RESOURCES

The composition of deferred outflows of resources as June 30, 2015, is summarized as follows:

Deferred loss - 9 (c) General Obligation Bonds Refundings	$1,498,652
Deferred loss - VCBA Pooled Bonds/Notes Payable Refundings	1,667,125
Deferred Pension Liability	3,504,892
Total deferred outflows of resources:	$6,670,669

9. ACCOUNTS PAYABLE AND ACCRUED EXPENSES

Accounts payable and accrued expenses consisted of the following at June 30, 2015:

Employee salaries, wages, and fringe benefits payable	$4,018,851
Vendors and suppliers accounts payable	2,706,231
Retainage payable	281,120
Interest payable	514,513
Total accounts payable and accrued expenses	$7,520,715

10. NONCURRENT LIABILITIES

The University's non-current liabilities consist of long-term debt (further described in Note 11), and other non-current liabilities. A summary of changes in non-current liabilities for the year ending June 30, 2015, is presented as follows:

Category	Beginning Balance	Additions	Reductions	Ending Balance	Current Portion
Long Term Debt:					
9 (c) General Obligation Bonds	$ 17,417,591	$ 3,873,492	$ 5,592,991	$ 15,698,092	$ 1,753,417
Unamortized Premium	1,946,007	740,904	255,067	2,431,844	297,148
	19,363,598	4,614,396	5,848,058	18,129,936	2,050,565
VCBA Pooled Bonds	31,810,000	7,305,000	10,005,000	29,110,000	2,310,000
Unamortized Premium	2,753,098	1,079,430	368,791	3,463,737	405,612
	34,563,098	8,384,430	10,373,791	32,573,737	2,715,612
Installment Purchases	238,062	-	34,005	204,057	45,098
Total Long Term Debt	54,164,758	12,998,826	16,255,854	50,907,730	4,811,275
Accrued Compensated Absences	1,691,727	950,964	919,575	1,723,116	541,186
Federal Loan Program Contribution	1,383,944			1,383,944	
Pension Liability	-	35,104,000		35,104,000	218,588
Total Long Term Liabilities	$ 57,240,429	$ 49,053,790	$ 17,175,429	$ 89,118,790	$ 5,571,049

11. LONG-TERM INDEBTEDNESS

9(c) General Obligation Bonds Payable

Longwood University bonds are issued pursuant to Section 9 of Article X of the Constitution of Virginia. The following bonds of the University are Section 9(c) bonds. These bonds are backed by the full faith, credit, and taxing power of the Commonwealth, and are issued to finance capital projects which, when completed, will generate revenue to repay the debt.

General Obligation Bonds payable at June 30, 2015, consist of the following:

Residence hall:	Interest Rates	Maturity	Amount
Renovate housing facilities, 2006-B 1	4.00 - 5.00%	2026	270,000
Renovate housing facilities, 2007-B 1	4.00 - 5.00%	2027	575,000
Renovate housing facilities, 2008-B 1	4.00 - 5.00%	2028	615,000
2005 Refunded Portion Fac. Renovations, 2009, D 1	4.00 - 5.00%	2022	1,340,000
2006 Refunded Portion Fac. Renovations, 2009, D 2	4.00 - 5.00%	2022	1,655,000
2012 Housing Facilities Ren - 2005 Ref Portion, 2012, A 2	4.00 - 5.00%	2024	544,804
2013 Housing Facilities Ren - 2005A Ref Portion, 2013, B 1	3.00 - 5.00%	2025	471,682
2013 Housing Facilities Ren - 2006B Ref Portion, 2013, B 2	4.00 - 5.00%	2026	1,851,882
2013 Ren Cox Hall - 2007B Ref Portion, 2013, B 3	4.00 - 5.00%	2025	2,460,583
2014 B 1 99 Ref of Residence hall improvements, 2004-B Ref	4.00 - 5.00%	2019	773,427
2015 B 1 Renovate Cox Hall - 2007B Ref Portion	4.00 - 5.00%	2027	1,088,762
2015 B 2 Renovate Cox Hall - 2008B Ref Portion	4.00 - 5.00%	2028	2,784,730
Dining hall:			
Dining hall, series 2012-A 1	4.00 - 5.00%	2016	821,692
2014 B 2 99 Ref of Dining Hall - 2004B Ref Portion	4.00 - 5.00%	2019	445,532
Total bonds payable			$ 15,698,094

A summary of future principal requirements of long-term debt for General Obligation bonds payable as of June 30, 2015 follows:

Year ending June 30	**Principal**	**Interest**
2016	$ 1,753,417	$ 737,991
2017	1,360,515	654,766
2018	1,424,030	586,740
2019	1,485,572	518,518
2020	1,114,263	446,489
2021-2025	6,356,714	1,392,049
2026-2030	2,203,582	177,789
Total	$ 15,698,094	$ 4,514,342
Add: Unamortized Premium	2,431,842	
Total	$ 18,129,936	
Less: Deferred Loss	(895,652)	
Add: Gain on Refunding	7,250	
	$ 17,241,534	

VCBA Pooled Bonds Payable

The University received Virginia College Building Authority loans to cover construction expenses. These notes are due as shown below:

Virginia College Building Authority:

Notes payable:

	Interest Rates	Maturity	Amount
Soccer fields, Lancer gym, and Blackwell, Fitness center 2005-A	3.00 - 5.00%	9/2025	560,000
Fitness center, Blackwell, and heating plant III, Baseball/softball 2006-A	3.00 - 5.00%	9/2026	2,225,000
Lacrosse/field hockey complex, baseball/ softball, heating plant phase II & III 2007-A	3.00 - 5.00%	9/2027	2,030,000
Fitness center and parking garage 2007-B	3.00 - 5.00%	9/2022	1,565,000
Athletic offices, heating plant phase III Student union 2009-A	3.00 - 5.00%	9/2028	2,840,000
Fitness Center and parking garage 2010-B	3.00 - 5.00%	9/2022	2,265,000
Fitness Center, Lacrosse/field hockey, Soccer fields, Lancer gym, Blackwell and Heating Plant II 2012-A	3.00 - 5.00%	9/2025	10,320,000
Soccer fields, Lancer gym, Baseball/softball Blackwell, and heating plant phase II & III 2014B	3.00 - 5.00%	9/2028	7,305,000
			29,110,000

A summary of future principal requirements of VCBA Pooled Bonds Payable as of June 30, 2015, follows:

Year ending June 30	Principal	Interest
2016	$2,310,000	$1,304,306
2017	2,390,000	1,192,694
2018	2,495,000	1,076,875
2019	2,595,000	954,500
2020	2,425,000	832,819
2021-2025	12,800,000	2,258,169
2026-2030	4,095,000	221,369
Total	29,110,000	$7,840,732
Less: Deferred Loss	(1,240,965)	
Add: Unamortized Premium	3,463,736	
Total	$31,332,771	

12. DEFERRED INFLOWS OF RESOURCES

The composition of deferred inflows of resources at June 30, 2015 is summarized as follows:

Deferred gain - 9(c) General Obligation Bonds Refundings	$7,250
Deferred Pension	6,211,000
Total deferred inflows of resources:	$6,218,250

13. COMMITMENTS

Construction Contracts

As of June 30, 2015, outstanding commitments for capital outlay projects totaled approximately $6,478,187.

Operating Leases

The University is committed under various operating lease agreements primarily for buildings and equipment. Rental expense for the fiscal year ended June 30, 2015, was $1,171,323. The University has, as of June 30, 2015, the following total future minimum rental payments due under the above leases:

Fiscal Year	Operating Leases
2016	$975,432
2017	716,412
2018	509,465
2019	177,587
2020	72,228
2021 - 2025	302,388
Total	$2,753,512

Installment Purchase Agreements

The University has entered into an installment purchase contract to finance the acquisition of software and equipment. The remaining length of the purchase agreement is one year. Payment on this commitment is as follows:

Fiscal Year	Installment Purchase
2016	$ 45,096
2017	45,096
2018	31,596
2019	31,596
2020	39,582
2021 - 2025	11,091
Total	$ 204,057

Other Contractual Agreements

The University was committed to pay Longwood University Real Estate Foundation $10,299,071 pursuant to a support agreement related to student housing (Lancer Park, Longwood Landings, Longwood Village, and North Campus). The University was also contractually committed to payments totaling $168,925 relative to an energy performance contract. The University has, as of June 30, 2015, the following total future payments due under the above agreements:

Fiscal Year	Contractual Agreements
2016	$ 9,006,778
2017	1,318,942
2018	13,948
2019	14,380
2020	14,827
2021	15,287
2022	15,761
2023 - 2029	68,073
Total	$ 10,467,996

14. LONG-TERM DEBT DEFEASANCE

On May 6, 2015 the Commonwealth, on behalf of the University, issued $3,873,492 in General Obligation bonds, Series 2015-B with a true interest cost (TIC) of 2.263734% to advance refund $4,050,000 of outstanding Series 2007-B and 2008-B. The bonds were issued to provide funds to provide debt service savings for the Commonwealth. The net proceeds were deposited in an irrevocable trust with an escrow agent to provide for all future debt service payments on the refunded bonds. The defeasance will reduce the University's total debt service payments for these bonds by $316,006 over the next fourteen years.

On October 22, 2014 the VCBA sold $186,035,000 in Educational Facilities Revenue Bonds, Series 2014-B with rates of 3% to 5% to refund Series 2005-A, 2006-A and 2007-A bonds. The University issued $7,785,000 in notes payable for its share of the refunding. The net proceeds were deposited in an irrevocable trust with an escrow agent to provide for all future debt service payments on the refunded bonds. The defeasance will reduce the University's total debt service payments for these bonds by $749,273 over the next fourteen years.

In addition to the bond series noted above, certain Higher Education Bonds were defeased by the University in prior years. As with the 2015-B Higher Education Bonds noted above, the net proceeds were deposited in an irrevocable trust with an escrow agent to provide for all future debt service payments on refunded bonds. As of June 30, 2015, $22,949,602 of the defeased bonds are outstanding.

15. STATE APPROPRIATIONS

During the year ended June 30, 2015, the following changes were made to the University's original operating appropriation, including supplemental appropriations received in accordance with the Virginia Acts of Assembly, Chapter 665.

Original Appropriation:	
Educational and General Programs	$25,085,661
Student Financial Assistance	4,182,842
Supplemental Adjustments:	
Central Fund Adjustments	29,105
Carryforward	20
VIVA	8,001
SVRTC	58,905
Military Survivors	30,600
2-Year Transfer Grant	55,397
HEETF Payment	(54,746)
Capital Out-of-State Fee	(111,276)
Adjusted Appropriations	$ 29,284,509

16. EXPENSES BY NATURAL CLASSIFICATIONS

The following table shows a classification of expenses both by function as listed in the Statement of Revenues, Expenses, and Changes in Net Position and by natural classification which is the basis for amounts shown in the Statement of Cash Flows.

	Salaries and Wages	Fringe Benefits	Services and Supplies	Scholarships and Fellowships	Utilities	Plant and Equipment	Other	Depreciation/ Amortization	Total
Instruction	$ 21,776,933	$ 6,760,434	$ 2,047,240	$ -	$ 646	$ 816,952	$ -	$ -	$ 31,402,205
Research	15,402	8,522	13,029	-	-	10,096	-	-	47,049
Public service	880,589	262,329	151,236	-	1,667	20,989	-	-	1,316,81
Academic support	4,183,125	1,407,643	1,123,865	-	2,036	1,847,182	-	-	8,563,851
Student services	2,527,051	1,067,889	649,446	-	-	57,351	-	-	4,301,737
Student aid	-	-	-	9,414,040	-	-	-	-	9,414,040
Institutional Support	4,831,839	2,590,437	1,294,931	-	40	912,415	-	-	9,629,662
Operation & Maintenance of Plant	2,689,444	1,563,066	2,360,646	-	1,178,139	634,696	-	-	8,425,991
Depreciation	-	-	-	-	-	-	-	9,153,972	9,153,972
Amortization	-	-	-	-	-	-	-	123,863	123,863
Auxiliary activities	9,820,047	3,105,845	15,378,769	-	1,518,218	9,393,018	-	-	39,215,896
Other Expenses	-	-	-	-	-	-	26,862	-	26,862
Total	$ 46,724,430	$ 16,766,165	$ 23,019,162	$ 9,414,040	$ 2,700,746	$ 13,692,699	$ 26,862	$ 9,277,835	$ 121,621,93

17. PENSION PLAN

PLAN DESCRIPTION

All full-time, salaried permanent employees of state institutions are automatically covered by the VRS State Employee Retirement Plan (SERP) or the VaLORS Retirement Plan upon employment, unless they are eligible faculty and choose to enroll in the optional retirement program described in Note 18. These plans are single-employer plans treated as cost-sharing plans for financial reporting purposes. They are administered by the Virginia Retirement System (VRS, or the System) along with plans for other employer groups in the Commonwealth of Virginia. Members earn one month of service credit for each month they are employed and for which they and their employer are pay contributions to VRS. Members are eligible to purchase prior service, based on specific criteria as defined in the *Code of Virginia*, as amended. Eligible prior service that may be purchased includes prior public service, active military service, certain periods of leave, and previously refunded service. The System administers three different

benefit structures for covered employees in the VRS State Employee Retirement Plan – Plan 1, Plan 2, and Hybrid, and two different benefit structures for covered employees in the VaLORS Retirement Plan – Plan 1 and Plan 2. Each of these benefit structures has a different eligibility criteria. The specific information for each plan and the eligibility for covered groups within each plan are discussed below.

RETIREMENT PLAN PROVISIONS BY PLAN STRUCTURE		
PLAN 1	PLAN 2	HYBRID RETIREMENT PLAN
About Plan 1 Plan 1 is a defined benefit plan. The retirement benefit is based on a member's age, creditable service and average final compensation at retirement using a formula. Employees are eligible for Plan 1 if their membership date is before July 1, 2010, and they were vested as of January 1, 2013.	**Plan 2** Plan 2 is a defined benefit plan. The retirement benefit is based on a member's age, creditable service and average final compensation at retirement using a formula. Employees are eligible for Plan 2 if their membership date is on or after July 1, 2010, or their membership date is before July 1, 2010, and they were not vested as of January 1, 2013.	**About the Hybrid Retirement Plan** The Hybrid Retirement Plan combines the features of a defined plan and a defined contribution plan. Most members hired on or after January 1, 2014 are in this plan, as well as Plan 1 and Plan 2 members who are eligible and opted into the plan during a special election window. (see "Eligible Members") • The defined benefit is based on a member's age, creditable service and average final compensation at retirement using a formula. • The benefit from the defined contribution component of the plan depends on the member and employer contributions made to the plan and the investment performance of those contributions. • In addition to the monthly benefit payment payable from the defined benefit plan at retirement, a member may start receiving distributions from the balance in the defined contribution account, reflecting the contributions, investment gains or losses, and any required fees.

Eligible Members Employees are in Plan 1 if their membership date is before July 1, 2010, and they were vested as of January 1, 2013. **Hybrid Opt-In Election** VRS non-hazardous duty covered Plan 1 members were allowed to make an irrevocable decision to opt into the Hybrid Retirement Plan during a special election window held January 1 through April 30, 2014. The Hybrid Retirement Plan's effective date for eligible Plan 1 members who opted in was July 1, 2014. If eligible deferred members returned to work during the election window, they were also eligible to opt into the Hybrid Retirement Plan. Members who were eligible for an optional retirement plan (ORP) and had prior service under Plan 1 were not eligible to elect the Hybrid Retirement Plan and remain as Plan 1 or ORP.	**Eligible Members** Employees are in Plan 2 if their membership date is on or after July 1, 2010, or their membership date is before July 1, 2010, and they were not vested as of January 1, 2013. **Hybrid Opt-In Election** Eligible Plan 2 members were allowed to make an irrevocable decision to opt into the Hybrid Retirement Plan during a special election window held January 1 through April 30, 2014. The Hybrid Retirement Plan's effective date for eligible Plan 2 members who opted in was July 1, 2014. If eligible deferred members returned to work during the election window, they were also eligible to opt into the Hybrid Retirement Plan. Members who were eligible for an optional retirement plan (ORP) and have prior service under Plan 2, were not eligible to elect the Hybrid Retirement Plan and remain as Plan 2 or ORP.	**Eligible Members** Employees are in the Hybrid Retirement Plan if their membership date is on or after January 1, 2014. This includes: • State Employees* • Members in Plan 1 or Plan 2 who elected to opt into the plan during the election window held January 1-April 30, 2014; the plan's effective date for opt-in members was July 1, 2014 ***Non-Eligible Members** Some employees are not eligible to participate in the Hybrid Retirement Plan. They include: • Members of the Virginia law Officer's Retirement System (VaLORS) Those employees eligible for an optional retirement plan (ORP) must elect the ORP plan or the Hybrid Retirement Plan. If these members have prior service under Plan 1 or Plan 2, they are not eligible to elect the Hybrid Retirement Plan and must select Plan 1 or Plan 2 (as applicable) or ORP.
Retirement Contributions State employees, excluding state elected officials, and optional retirement plan participants, contribute 5% of their compensation each month to their member contribution account through a pre-tax salary reduction. Member contributions are tax-deferred until they are withdrawn as part of a retirement benefit or as a refund. The employer makes a separate actuarially determined contribution to VRS for all covered employees. VRS invests both member and employer contributions to provide funding for the future benefit payment.	**Retirement Contributions** State employees contribute 5% of their compensation each month to their member contribution account through a pre-tax salary reduction.	**Retirement Contributions** A member's retirement benefit is funded through mandatory and voluntary contributions made by the member and the employer to both the defined benefit and the defined contribution components of the plan. Mandatory contributions are based on a percentage of the employee's creditable compensation and are required from both the member and the employer. Additionally, members may choose to make voluntary contributions to the defined contribution component of the plan, and the employer is required to match those voluntary contributions according to specified percentages.

Creditable Service Creditable service includes active service. Members earn creditable service for each month they are employed in a covered position. It also may include credit for prior service the member has purchased or additional creditable service the member was granted. A member's total creditable service is one of the factors used to determine their eligibility for retirement and to calculate their retirement benefit. It also may count toward eligibility for the health insurance credit in retirement, if the employer offers the health insurance credit.	**Creditable Service** Same as Plan 1.	**Creditable Service** **Defined Benefit Component:** Under the defined benefit component of the plan, creditable service includes active service. Members earn creditable service for each month they are employed in a covered position. It also may include credit for prior service the member has purchased or additional creditable service the member was granted. A member's total creditable service is one of the factors used to determine their eligibility for retirement and to calculate their retirement benefit. It also may count toward eligibility for the health insurance credit in retirement, if the employer offers the health insurance credit. **Defined Contributions Component:** Under the defined contribution component, creditable service is used to determine vesting for the employer contribution portion of the plan.
Vesting Vesting is the minimum length of service a member needs to qualify for a future retirement benefit. Members become vested when they have at least five years (60 months) of creditable service. Vesting means members are eligible to qualify for retirement if they meet the age and service requirements for their plan. Members also must be vested to receive full refund of their member contribution account balance if they leave employment and request a refund. Members are always 100% vested in the contribution that they make.	**Vesting** Same as Plan 1.	**Vesting** **Defined Benefit Component:** Defined benefit vesting is the minimum length of service a member needs to qualify for a future retirement benefit. Members are vested under the defined benefit component of the Hybrid Retirement Plan when they reach five years (60 months) of creditable service. Plan 1 or Plan 2 members with at least five years (60 months) of creditable service who opted into the Hybrid Retirement Plan remain vested in the defined benefit component. **Defined Contributions Component:** Defined contribution vesting refers to the minimum length of service a member needs to be eligible to withdraw the employer contributions from the defined

		contribution component of the plan. Members are always 100% vested in the contributions that they make. Upon retirement or leaving covered employment, a member is eligible to withdraw a percentage of employer contributions to the defined contribution component of the plan, based on service. • After two years, a member is 50% vested and may withdraw 50% of employer contributions. • After three years, a member is 75% vested and may withdraw 75% of employer contributions. • After four or more years, a member is 100% vested and may withdraw 100% of employer contributions. Distribution is not required by law until age 70 1/2.
Calculating the Benefit The Basic Benefit is calculated based on a formula using the member's average final compensation, a retirement multiplier and total service credit at retirement. It is one of the benefit payout options available to a member at retirement. An early retirement reduction factor is applied to the Basic Benefit if the member retires with a reduced retirement benefit or selects a benefit payout option other than the Basic Benefit.	**Calculating the Benefit** See definition under Plan 1.	**Calculating the Benefit** <u>Defined Benefit Component:</u> See definition under Plan 1. <u>Defined Contribution Component:</u> The benefit is based on contributions made by the member and any matching contributions made by the employer, plus net investment earnings on those contributions.
Average Final Compensation A member's average final compensation is the average of the 36 consecutive months of highest compensation as a covered employee.	**Average Final Compensation** A member's average final compensation is the average of their 60 consecutive months of highest compensation as a covered employee.	**Average Final Compensation** Same as Plan 2. It is used in the retirement formula for the defined benefit component of the plan.

Service Retirement Multiplier **VRS:** The retirement multiplier is a factor used in the formula to determine a final retirement benefit. The retirement multiplier for non-hazardous duty members is 1.7%. **VaLORS:** The retirement multiplier for VaLORS employees is 1.70% or 2.00%.	**Service Retirement Multiplier** **VRS**: Same as Plan 1 for service earned, purchased or granted prior to January 1, 2013. For non-hazardous duty members the retirement is 1.65% for creditable service earned, purchased or granted on or after January 1, 2013. **VaLORS:** The retirement multiplier for VaLORS employees is 2.00%.	**Service Retirement Multiplier** **<u>Defined Benefit Component:</u>** **VRS:** The retirement multiplier for the defined benefit component is 1.00%. For members who opted into the Hybrid Retirement Plan from Plan 1 of Plan 2, the applicable multipliers for those plans will be used to calculate the retirement benefit for service credited in those plans. **VaLORS:** Not applicable. **<u>Defined Contribution Component:</u>** Not applicable.
Normal Retirement Age **VRS:** Age 65 **VaLORS:** Age 60	**Normal Retirement Age** **VRS:** Normal Social Security retirement age. **VaLORS:** Same as Plan 1.	**Normal Retirement Age** **Defined Benefit Component:** **VRS:** Same as Plan 2. **VaLORS:** Not applicable. Defined Contribution Component: Members are eligible to receive distributions upon leaving employment, subject to restrictions.
Earliest Unreduced Retirement Eligibility **VRS:** Age 65 with at least five years (60 months) of creditable service or at age 50 with at least 30 years of creditable service. **VaLORS:** Age 60 with at least five years of creditable service or age 50 with at least 25 years of creditable service.	**Earliest Unreduced Retirement Eligibility** **VRS:** Normal Social Security retirement age with at least five years (60 months) of creditable service or when their age and service equal 90. **VaLORS:** Same as Plan 1.	**Earliest Unreduced Retirement Eligibility** **<u>Define Benefit Component:</u>** **VRS:** Normal Social Security retirement age and have at least five years (60 months) of creditable service or when their age and service equal 90. **VaLORS:** Not applicable. **Defined Contribution Component:** Members are eligible to receive distributions upon leaving employment, subject to restrictions.

Earliest Reduced Retirement Eligibility **VRS:** Age 55 with at least five years (60 months) of creditable service or age 50 with at least 10 years of creditable service. **VaLORS:** 50 with at least five years of creditable service.	**Earliest Reduced Retirement Eligibility** **VRS:** Age 60 with at least five years (60 months) of creditable service. **VaLORS:** Same as Plan 1.	**Earliest Reduced Retirement Eligibility** **Defined Benefit Component:** **VRS:** Age Members may retire with a reduced benefit as early as age 60 with at least five years (60 months) of creditable service. **VaLORS:** Not Applicable. **Defined Contribution Component:** Members are eligible to receive distributions upon leaving employment, subject to restrictions.
Cost-of-Living Adjustment (COLA) in Retirement The Cost-of-Living Adjustment (COLA) matches the first 3% increase in the Consumer Price Index for all Urban Consumers (CPI-U) and half of any additional increases (up to 4%) up to a maximum COLA of 5%. **Eligibility:** For members who retire with an unreduced benefit or with a reduced benefit with at least 20 years of creditable service, the COLA will go into effect on July 1, after one full calendar year from the retirement date. For members who retire with a reduced benefit and who have less than 20 years of creditable service, the COLA will go into effect on July 1 after one calendar year following the unreduced retirement eligibility date. **Exceptions to COLA Effective Dates:** The COLA is effective July 1 following one full calendar year (January 1 to December 31) under any of the following circumstances: • The member is within five years of qualifying for an unreduced	**Cost-of-Living Adjustment (COLA) in Retirement** The Cost-of-Living Adjustment (COLA) matches the first 2% increase in the CPI-U and half of any additional increase (up to 2%), for a maximum COLA of 3%. **Eligibility:** Same as Plan 1 **Exceptions to COLA Effective Dates:** Same as Plan 1	**Cost-of-Living Adjustment (COLA) in Retirement** Same as Plan 2. **Defined Contribution Component:** Not applicable. **Eligibility:** Same as Plan 1 and Plan 2. **Exceptions to COLA Effective Dates:** Same as Plan 1 and Plan 2.

retirement benefit as of January 1, 2013. • The member retires on disability. • The member retires directly from short-term or long-term disability under the Virginia Sickness and Disability Program (VSDP). • The member is involuntarily separated from employment for causes other than job performance or misconduct and is eligible to retire under the Workforce Transition Act or the Transitional Benefits Program. • The member dies in service and the member's survivor or beneficiary is eligible for a monthly death-in-service benefit. The COLA will go into effect on July 1 following one full calendar year (January 1 to December 31) from the date the monthly benefit begins.		
Disability Coverage Members who are eligible to be considered for disability retirement and retire on disability, the retirement multiplier is 1.7% on all service, regardless of when it was earned, purchased or granted. Most state employees are covered under the Virginia Sickness and Disability Program (VSDP), and are not eligible for disability retirement. VSDP members are subject to a one-year waiting period before becoming eligible for non-work-related disability benefits.	**Disability Coverage** Members who are eligible to be considered for disability retirement and retire on disability, the retirement multiplier is 1.65% on all service, regardless of when it was earned, purchased or granted. Most state employees are covered under the Virginia Sickness and Disability Program (VSDP), and are not eligible for disability retirement. VSDP members are subject to a one-year waiting period before becoming eligible for non-work-related disability benefits.	**Disability Coverage** State employees (including Plan 1 and Plan 2 opt-ins) participating in the Hybrid Retirement Plan are covered under the Virginia Sickness and Disability Program (VSDP), and are not eligible for disability retirement. Hybrid members (including Plan 1 and Plan 2 opt-ins) covered under VSDP are subject to a one-year waiting period before becoming eligible for non-work-related disability benefits.

Purchase of Prior Service Members may be eligible to purchase service from previous public employment, active duty military service, an eligible period of leave or VRS refunded service as creditable service in their plan. Prior creditable service counts toward vesting, eligibility for retirement and the health insurance credit. Only active members are eligible to purchase prior service. When buying service, members must purchase their most recent period of service first. Members also may be eligible to purchase periods of leave without pay.	**Purchase of Prior Service** Same as Plan 1.	**Purchase of Prior Service** **Defined Benefit Component:** Same as Plan 1, with the following exceptions: • Hybrid Retirement Plan members are ineligible for ported service. • The cost for purchasing refunded service is the higher of 4% of creditable compensation or average final compensation. • Plan members have one year from their date of hire or return from leave to purchase all but refunded prior service at approximate normal cost./After that on-year period, the rate for most categories of service will change to actuarial cost. **Defined Contribution Component:** Not applicable.

Contributions

The contribution requirement for active employees is governed by §51.1-145 of the *Code of Virginia*, as amended, but may be impacted as a result of funding provided to state agencies by the Virginia General Assembly. Employees are required to contribute 5.00% of their compensation toward their retirement. Prior to July 1, 2012, the 5.00% member contribution was paid by the employer. Beginning July 1, 2012 state employees were required to pay 5.00% member contribution and the employer was required to provide a salary increase equal to the amount of the increase in the employee-paid member contribution. Each state agency's contractually required contribution rate for the year ended June 30, 2015 was 12.33% of covered employee compensation for employees in the VRS State Employee Retirement Plan and 17.67% of covered employee compensation for employees in the VaLORS Retirement Plan. These rates were based on an actuarially determined rate from an actuarial valuation as of June 30, 2013. The actuarial rate for the VRS State Employee Retirement Plan was 15.80% and the actuarial rate for VaLORS Retirement Plan was 21.06%. The actuarially determined rate, when combined with employee contributions, was expected to finance the costs of benefits earned by employee during the year, with an additional amount to finance any unfunded accrued liability. Based on the

provisions of §51.1-145 of the *Code of Virginia*, as amended the contributions for the VRS State Employee Retirement Plan were funded at 78.02% of the actuarial rate and the contributions for the VaLORS Retirement Plan were funded at 83.88% of the actuarial rate for the year ended June 30, 2015. Contributions from Longwood University to the VRS State Employee Retirement Plan were $2,937,326 and $2,081,007 for the years ended June 30, 2015 and June 30, 2014, respectively. Contributions from Longwood University to the VaLORS Retirement Plan were $89,566 and $75,728 for the years ended June 30, 2015 and June 30, 2014, respectively.

Pension Liabilities, Pension Expense, and Deferred Outflows of Resources and Deferred Inflows of Resources Related to Pensions

At June 30, 2015, Longwood University reported a liability of $33,984,000 for its proportionate share of the VRS State Employee Retirement Plan Net Pension Liability and a liability of $1,120,000 for its proportionate share of the VaLORS Retirement Plan Net Pension Liability. The Net Pension Liability was measured as of June 30, 2014 and the total pension liability used to calculate the Net Pension Liability was determined by an actuarial valuation as of that date. Longwood University's proportion of the Net Pension Liability was based on Longwood University's actuarially determined employer contributions to the pension plan for the year ended June 30, 2014 relative to the total of the actuarially determined employer contributions for all participating employers. At June 30, 2014, Longwood University's proportion of the VRS State Employee Retirement Plan was .61% as compared to .60% at June 30, 2013. At June 30, 2014, Longwood University's proportion of the VaLORS Retirement Plan was .17% as compared to .17% at June 30, 2013.

For the year ended June 30, 2015, Longwood University recognized pension expense of $2,440,000 for the VRS State Employee Retirement Plan and $91,000 for the VaLORS Retirement Plan. Since there was a change in proportionate share between June 30, 2013 and June 30, 2014, a portion of the pension expense was related to deferred amounts from changes in proportion and from differences between employer contributions and the proportionate share of employer contributions.

At June 30, 2015, Longwood University reported deferred outflows of resources and deferred inflows of resources related to pensions from the following sources:

	SERP		VaLORS	
	Deferred Outflows	Deferred Inflows	Deferred Outflows	Deferred Inflows
Differences between expected and actual experience	-	-	-	-
Change in assumptions	-	-	-	-
Net difference between projected and actual earnings on pension plan investments	-	6,066,000	-	116,000
Changes in proportion and differences between employer contributions and proportionate share of contributions	478,000	-	-	29,000
Employer contributions subsequent to the measurement date	2,937,326	-	89,566	-
Total	$3,415,326	$6,066,000	$89,566	$145,000

A total of $3,026,892 ($2,937,326 for SERP and $89,566 for VaLORS) reported as deferred outflows of resources related to pensions resulting from Longwood University's contributions subsequent to the measurement date will be reorganized as a reduction of the Net Pension Liability in the year ended June 30, 2016. Other amounts reported as deferred outflows of resources and deferred inflows of resources related to pensions will be reorganized in pension expenses as follows:

Year ended June 30	SERP	VaLORS	Total
2016	(1,350,000)	(40,000)	(1,390,000)
2017	(1,350,000)	(40,000)	(1,390,000)
2018	(1,370,000)	(36,000)	(1,406,000)
2019	(1,518,000)	(29,000)	(1,547,000)

SERP Actuarial Assumptions

The total pension liability for the VRS State Employee Retirement Plan was based on an actuarial valuation as of June 30, 2013, using the Entry Age Normal actuarial cost method and the following assumptions, applied to all periods included in the measurement and rolled forward to the measurement date of June 30, 2014.

Inflation	2.5 percent
Salary increases, including inflation	3.5 percent - 5.35 percent
Investment rate of return	7.0 percent, net of pension plan investment expense, including inflation*

* Administrative expenses as a percent of the market value of assets for the last experience study were found to be approximately 0.06% of the market assets for all of the VRS plans. This would provide an assumed investment return rate for GASB purposes of slightly more than the assumed 7.0%. However, since the difference was minimal, and a more conservative 7.0% investment return assumption provided a projected plan net position that exceeded the projected benefit payments, the long-term expected rate of return on investments was assumed to be 7.0% to simplify preparation of pension liabilities.

Mortality rates:

Pre-Retirement - RP-2000 Employee Mortality Table Projected with Scale AA to 2020 with males set forward 2 years and females were set back 3 years.

Post-Retirement - RP-2000 Combined Mortality Table Projected with Scale AA to 2020 with females set back 1 year.

Post-Disablement - RP-2000 Disability Life Mortality Table Projected to 2020 with males set back 3 years and no provision for future mortality improvement

The actuarial assumptions used in the June 30, 2013 valuation were based on the results of an actuarial experience study for the period from July 1, 2008 through June 30, 2012. Changes to the actuarial assumptions as a result of the experience study are as follows:

- Update mortality table
- Decrease in rates of service retirement
- Decrease in rates of withdrawals for less than 10 years of service
- Decrease in rates of male disability retirement
- Reduce rates of salary increase by 0.25% per year

VaLORS Actuarial Assumptions

The total pension liability for the VaLORS Retirement Plan was based on an actuarial valuation as of June 30, 2013, using the Entry Age Normal actuarial cost method and the following assumptions, applied to all periods included in the measurement and rolled forward to the measurement date of June 30, 2014.

Inflation	2.5 percent
Salary increases, including inflation	3.5 percent - 4.75 percent
Investment rate of return	7.0 percent, net of pension plan investment expense, including inflation*

* Administrative expenses as a percent of the market value of assets for the last experience study were found to be approximately 0.06% of the market assets for all of the VRS plans. This would provide an assumed investment return rate for GASB purposes of slightly more than the assumed 7.0%. However, since the difference was minimal, and a more conservative 7.0% investment return assumption provided a projected plan net position that exceeded the projected benefit payments, the long-term expected rate of return on investments was assumed to be 7.0% to simplify preparation of pension liabilities.

Mortality rates:

Pre-Retirement - RP-2000 Employee Mortality Table Projected with Scale AA to 2020 with males set forward 5 years and females were set back 3 years.

Post-Retirement - RP-2000 Combined Mortality Table Projected with Scale AA to 2020 with females set back 1 year.

Post-Disablement - RP-2000 Disability Life Mortality Table Projected to 2020 with males set back 3 years and no provision for future mortality improvement.

The actuarial assumptions used in the June 30, 2013 valuation were based on the results of an actuarial experience study for the period from July 1, 2008 through June 30, 2012. Changes to the actuarial assumptions as a result of the experience study are as follows:

- Update mortality table
- Adjustments to the rates of service retirement
- Decrease in rates of withdrawals for females under 10 years of service
- Increase in rates of disability
- Decrease service related disability rate from 60% to 50%

Net Pension Liability

The net pension liability (NPL) is calculated separately for each system and represents that particular system's total pension liability determined in accordance with GASB Statement No. 67, less that system's fiduciary net position. As of June 30, 2014, NPL amounts for the VRS State Employee Retirement Plan and the VaLORS Retirement Plan are as follows (amounts expressed in thousands):

	SERP	VaLORS
Total pension liability	$21,766,933	$1,824,577
Plan fiduciary net position	16,168,535	1,150,450
Employers' net pension liability (asset)	$5,598,398	$674,127
Plan fiduciary net position as a percentage of the total pension liability	74.28%	63.05%

The total pension liability is calculated by the System's actuary, and each plan's fiduciary net position is reported in the System's financial statements. The net pension liability is disclosed in accordance with the requirements of GASB Statement No. 67 in the System's notes to the financial statements and required supplementary information.

Long-Term Expected Rate of Return

The long-term expected rate of return on pension System investments was determined using a log-normal distribution analysis in which best-estimate ranges of expected future real rates of return (expected returns, net of pension System investment expense and inflation) are developed for each major asset class. These ranges are combined to produce the long-term expected rate of return by weighting the expected future real rates of return by the target asset allocation percentage and by adding expected inflation. The target asset allocation and best estimate of arithmetic real rates of return for each major asset class are summarized in the following table:

Asset Class (Strategy)	Target Allocation	Arithmetic Long-Term Expected Rate of Return	Weighted Avergage Long-Term Expected Rate of Return
U.S. Equity	19.50%	6.46%	1.26%
Developed Non U.S. Equity	16.50%	6.28%	1.04%
Emerging Market Equity	6.00%	10.00%	0.60%
Fixed Income	15.00%	0.09%	0.01%
Emerging Debt	3.00%	3.51%	0.11%
Rate Sensitive Credit	4.50%	3.51%	0.16%
Non Rate Sensitive Credit	4.50%	5.00%	0.23%
Convertibles	3.00%	4.81%	0.14%
Public Real Estate	2.25%	6.12%	0.14%
Private Real Estate	12.75%	7.10%	0.91%
Private Equity	12.00%	10.41%	1.25%
Cash	1.00%	-1.50%	-0.02%
Total	100.00%		5.83%
	Inflation		2.50%
	* Expected arithmetic nominal return		8.33%

* Using stochastic projection results provides an expected range of real rates of return over various time horizons. Looking at one year results produces an expected real return of 8.33% but also has a high standard deviation, which means there is high volatility. Over larger time horizons the volatility declines significantly and provides a median return of 7.44%, including expected inflation of 2.50%.

Discount Rate

The discount rate used to measure the total pension liability was 7.00%. The projection of cash flows used to determine the discount rate assumed that System member contributions will be made per the VRS Statutes and the employer contributions will be made in accordance with the VRS funding policy at rates equal to the difference between actuarially determined contribution rates adopted by the VRS Board of Trustees and the member rate. Through the fiscal year ending June 30, 2018, the rate contributed by Longwood University for the VRS State Employee Retirement Plan and the VaLORS Retirement Plan will be subject to the portion of the VRS Board-certified rates that are funded by the Virginia General Assembly. From July 1, 2018 on, all agencies are assumed to contribute 100% of the actuarially determined contribution rates. Based on those assumptions, the pension plan's fiduciary net position was projected to be

available to make all projected future benefit payments of current active and inactive employees. Therefore the long-term expected rate of return was applied to all periods of projected benefit payments to determine the total pension liability.

Sensitivity of the State Agency's Proportionate Share of the Net Pension Liability to Changes in the Discount Rate

The following presents the state agency's proportionate share of the VRS State Employee Retirement Plan and the VaLORS Retirement Plan net pension liability using the discount rate of 7.00%, as well as what the state agency's proportionate share of the net pension liability would be if it were calculated using a discount rate that is one percentage point lower (6.00%) or one percentage point higher (8.00%) than the current rate:

	1.00% Decrease (6.00)	Current Discount Rate (7.00)	1.00% Increase (8.00)
Longwood University's proportionate share of the SERP net pension liability	49,783,000	33,984,000	20,736,000
Longwood University's proportionate share of the VaLORS net pension liability	1,530,000	1,120,000	782,000

Pension Plan Fiduciary Net Position

Detailed information about the VRS State Employee Retirement Plan's Fiduciary Net Position or the VaLORS Retirement Plan's Fiduciary Net Position is available in the separately issued VRS 2014 Comprehensive Annual Financial Report (CAFR). A copy of the 2014 VRS CAFR may be downloaded from the VRS website at http://www.varetire.org/Pdf/Publications/2014-annual-report.pdf, or by writing to the System's Chief Financial Officer at P.O. Box 2500, Richmond, VA, 23218-2500.

18. OTHER POST RETIREMENT BENEFITS

Optional Retirement Plans

Full-time faculty and certain administrative staff may participate in two optional retirement plans, which include: Teacher Insurance and Annuity Association/College Retirement Equity Fund (TIAA/CREF) and Fidelity. These are defined contribution plans where retirement benefits received are based upon employer and employee contributions plus interest and dividends. Total contributions to employees who became members prior to July 1, 2010, were 10.4 percent (employer paid). Total contributions to employees who became members on or after July 1, 2010, were 13.5 percent (8.5 percent employer paid and 5 percent employee paid).

Individual contracts issued under the plan provide for full and immediate vesting of both the University and the participant's contributions. Total pension costs under these plans were approximately $1,621,165 for the year ended June 30, 2015. Contributions to the optional retirement plan were calculated using the base salary amount of approximately $16,506,519.

Deferred Compensation

Employees of the University are employees of the Commonwealth of Virginia. State employees may participate in the Commonwealth's Deferred Compensation Plan. Participating employees can contribute to the plan each pay period with the Commonwealth matching up to $20 per pay period. The dollar amount match can change depending on the funding available in the Commonwealth's budget. The Deferred Compensation Plan is a qualified defined contribution plan under Section 401(a) of the Internal Revenue Code. Employer contributions under the Deferred Compensation Plan were approximately $201,251 for the fiscal year ended June 30, 2015.

19. POST-EMPLOYMENT BENEFITS

The Commonwealth participates in the VRS-administered statewide group life insurance program, which provides post-employment life insurance benefits to eligible retired employees. The Commonwealth also provides health care credits against the monthly health insurance premiums of its retirees who have at least 15 years of service. Information relating to these plans is available at the statewide level in the Commonwealth of Virginia's Comprehensive Annual Financial Report.

20. CONTINGENCIES

Longwood University receives assistance from non-State grantor agencies in the form of grants. Entitlement to these resources is generally conditional upon

compliance with the terms and conditions of grant agreements, including the expenditure of resources for eligible purposes. Substantially all grants are subject to financial and compliance audits by the grantors. All disallowances as a result of these audits become a liability of Longwood University. As of June 30, 2015, Longwood University estimates that no material liabilities will result from such audits.

21. RISK MANAGEMENT

The University is exposed to various risks of loss related to torts; theft of, damage to, and destruction of assets; errors and omissions; non-performance of duty; injuries to employees; and natural disasters. The University participates in insurance plans maintained by the Commonwealth of Virginia. The state employee health care and workers' compensation plans are administered by the Department of Human Resource Management and the risk management insurance plans are administered by the Department of Treasury, Division of Risk Management. Risk management insurance includes property, general liability, medical malpractice, faithful performance of duty bond, automobile, and air and watercraft plans. The University pays premiums to each of these departments for its insurance coverage. Information relating to the Commonwealth's insurance plans is available at the statewide level in the Commonwealth of Virginia's Comprehensive Annual Financial Report.

22. PENDING LITIGATION

The University is a party to various legal actions and other claims in the normal course of business. While the final outcome cannot be determined at this time, management is of the opinion that the liability, if any, for these legal actions will not have a material effect on the University's financial position.

23. COMPONENT UNITS

The Financial reporting entity is defined by GASB Statement 14, *The Financial Reporting Entity*, and GASB Statement 39, *Determining Whether Certain Organizations are Component Units*. The reporting entity consists of the primary government organizations for which the primary government is financially accountable and other organizations for which the nature and significance of their relationship with the primary government are such that their exclusion could cause the financial statements to be misleading or incomplete. These statements address the conditions under which institutions should include associated fund-raising foundations as component units in their basic financial statements and how such component units should be displayed in the basic financial statements.

The University has three component units as defined by GASB Statement 39. These organizations are separately incorporated tax-exempt entities and have been formed to promote the achievements and further the aims and purposes of the

University. Two of the component units, Longwood University Foundation, Inc. and Longwood Real Estate Foundation are included in the body of the financial statements as discrete component units and the Longwood University Trust, Inc. will be included as a blended component unit. The Longwood University Trust financial statements are audited by Elliott Davis.

The Longwood University Foundation assists the University in raising, investing, and distributing funds to support various University operating and endowment programs. The thirty-two member board of the Foundation is self-perpetuating and consists of graduates and friends of the University. Although the University does not control the timing or amount of receipts from the Foundation, the majority of the resources, or income from the resources, that the Foundation holds and invests are restricted to the activities of the University by the donors. Because these restricted resources held by the Foundation can only be used by, or for the benefits of the University, the Foundation is considered a component unit and is discretely presented in the University's financial statements.

The Longwood University Foundation's financial statements include the accounts of the Foundation and its supporting organizations, the Duvahl Ridgeway Hull and Andrew W. Hull Charitable Foundation and the Hull Springs Farm Foundation. The Foundation receives 85% of the Hull Foundation's net income. The Hull Foundation includes two charitable remainder trusts and other investments. The Foundation's financial statements are audited by Cherry Bekaert, LLP. Complete financial statements can be obtained from the Longwood University Foundation at 201 High Street, Farmville, Virginia 23909.

The Longwood Real Estate Foundation is operated to receive, maintain, and administer assets in perpetuity exclusively for charitable and educational purposes and assists the University in real property acquisition, management, and maintenance. The Foundation's Board of Directors consists of nine members; six directors appointed by the Longwood University Board of Visitors and three ex-officio directors consisting of the University Vice President for Administration and Finance, the University's Real Property Manager, and the Vice President for Facilities Management. The University does not control the day-to-day activities of the Real Estate Foundation; however, the majority of Real Estate Foundation activity is for the benefit of the University.

The Longwood University Real Estate Foundation's financial statements include the accounts of the Real Estate Foundation and its wholly owned subsidiaries, Longwood Housing Foundation, LLC, Longwood Woodland Pond Housing Foundation, LLC, Longwood Woodland Pond Development Foundation, LLC, and Longwood North Campus Housing Foundation, LLC (collectively, the "Foundation"). The Real Estate Foundation's financial statements are audited by Elliott Davis, LLC. Complete financial statements can be obtained from the Longwood University Real Estate Foundation at 315 West Third Street, Farmville, VA 23901.

The Longwood University Trust, Inc. (the Trust) began operations during the year ended June 30, 2014. The Trust is also a legally separate organization, and its purpose is to support the educational and charitable purposes of the University. The initial three member board of the Trust consists of the President of the University, Vice President for Administration and Finance of the University, and the Rector of the University's Board of Visitors. Because of the nature of its relationship with the University, under GASB Statement 39 standards, the Longwood University Trust, Inc. is considered part of the reporting entity and will be presented in the University's financial statements as a blended component unit. Due to the timing of its formation, the activity of the Longwood University Trust, Inc. was not included in the University's financial statements for fiscal year 2015.

A. CASH, CASH EQUIVALENTS AND INVESTMENTS

Investments of the Longwood Foundation

Investments and the beneficial interest in the perpetual trust portfolio are comprised of the following at June 30, 2015:

	2015	
	Cost	Market Value
Cash and cash equivalents	$ 6,182,934	$ 6,182,934
Investments:		
Government bonds, corporate obligations, and fixed income securities	3,408,226	3,408,416
Corporate stocks and mutual funds	692,073	939,458
Limited partnership	42,429,432	53,370,930
Total investments	46,529,731	57,718,804
Beneficial interest in perpetual trust:	2,074,741	2,289,569
Total	$ 54,787,406	$ 66,191,307

Cash and cash equivalents includes operating cash of $4,913,484 as of June 30, 2015.

Investment fees netted against the related investment income or net realized and unrealized gain (loss) on investments for the year ended June 30, 2015 was $566,787.

In April 2010, the Longwood University Foundation became a partner in the Richmond Fund, LP, a Virginia limited partnership (the "Fund") managed by Spider Management Company, LLC, a Virginia limited liability company and wholly-owned subsidiary of the University of Richmond. The Fund is only available to tax-exempt organizations described in section 501(c) of the Internal Revenue Code to which contributions may be made that are deductible under Code section 170 and are "accredited investors" within the

meaning set forth in Rule 501 (a) of Regulation D under the Securities Act of 1933, as amended.

The Fund's investment objective is to provide steady gains during market upswings through a diverse array of public/private and domestic/international investments, while preserving capital during market downturns. The Fund is invested as if it is part of the endowment of the University of Richmond, and the time weighted returns for the Fund and the University of Richmond are blended on a quarterly basis. The assets of the Fund, when combined with the University of Richmond's endowment assets on a pro forma basis, will be invested in accordance with the University of Richmond's Investment Policy Statement. The Longwood University Foundation's initial investment in the Fund on July 1, 2010 is subject to an initial five-year lockup period and certain withdrawal restrictions.

At June 30, 2015, the Fund consisted of 26 partners and the Foundation's interest in the Fund represents 3.33% of the total partnership capital. The Fund is audited on a semi-annual basis on June 30 and December 31.

The Longwood University Foundation has estimated the fair value of the investment in the Fund on the basis of the net asset value ("NAV") per share of the Fund (or its equivalent), as a practical expedient, because a) the underlying investment manager's calculation of the NAV is fair value based, and b) the NAV has been calculated as of the Foundation's fiscal year end date. The Longwood University Foundation believes that the stated value of the investment in the Fund is a reasonable estimate of fair value as of June 30, 2015, however, due to the absence of quoted market prices and the significance of unobservable inputs in determining the value of its partnership capital account, this investment is classified as Level 3 within the fair value hierarchy.

Longwood University Foundation Beneficial Interest in Perpetual Trust

The Longwood University Foundation is the beneficiary of the annual income earned from the Nellie Ward Nance Trust (the "Nance Trust") held by Wells Fargo Bank, N.A. The assets of the Nance Trust are neither in the possession nor under the control of the Foundation.

At June 30, 2015, the fair market value of the Nance Trust was $2,289,568, which is recorded in the Longwood University Foundation's consolidated statement of financial position. Income and unrealized gains on the Nance Trust for the year ended June 30, 2015, were $110,631 and ($107,536), respectively.

Longwood University Real Estate Foundation Restricted Deposits and Funded Reserves

In accordance with bond agreements, the Longwood University Real Estate Foundation has the following restricted deposits and funded reserves which are held by a Trustee:

Debt service reserve account	$3,000,000
Repair and replacement account	1,218,735
General fund	615,497
	$4,834,232

B. ACCOUNTS AND CONTRIBUTIONS RECEIVABLE

Longwood University Foundation contributions receivable consisted of the following at June 30, 2015:

	2015
Cash pledges expected to be collected in:	
Less than one year	$ 849,133
One year to five years	370,178
Over five years	5,232,563
	6,451,874
Less:	
Discount to present value at 5%	(2,978,355)
Total	$ 3,473,519

The use of funds from contributions receivable have been restricted by donors for future use as follows:

Temporarily Restricted	$ 2,060,548
Permanently Restricted	1,412,971
Total	$ 3,473,519

At June 30, 2015, the Foundation had received bequests and other intentions to give of approximately $7,160,291. These intentions to give are conditional and, therefore, are not recognized as assets. If they are received, they will generally be restricted for specific purposes as stipulated by the donors.

The Foundation considers contributions receivable to be fully collectible; accordingly, no allowance for doubtful accounts is required. If amounts become uncollectible, they will be charged to operations when that determination is made.

C. CAPITAL ASSETS

Longwood University Foundation

Land	$ 1,286,854
Longwood Center for Visual Arts Collection	4,472,146
Buildings	1,441,071
Property and Equipment	34,762
Vehicles	145,520
Total cost of capital assets	7,380,353
Less: accumulated depreciation	(493,361)
Total capital assets, net	$ 6,886,992

Longwood University Real Estate Foundation

Land	$ 9,001,473
Land Improvements	10,760,835
Buildings	75,612,867
Condominium units	1,590,946
Furniture and Equipment	3,667,530
Leasehold Improvements	603,369
Construction in progress	1,025,501
Total cost of capital assets	102,262,521
Less: accumulated depreciation	(16,058,423)
Total capital assets, net	$ 86,204,098

Interest expense capitalized was $0 for 2014.

D. LONG-TERM INDEBTEDNESS

Longwood University Real Estate Foundation

Long-term debt is as follows at December 31, 2014:

Variable Rate Educational Facilities Revenue Refunding Bonds, Series 2012B, total principal payments of $2,650,000 over a 4-year term with a balloon payment for the reamining principal due at maturity on August 31, 2017. The interest rate is equal to 1.50% plus 70% of LIBOR (1.61% at December 31, 2013).	$ 38,935,000
Fixed Rate Educational Facilities Revenue Bonds, Series 2012A, total principal payments of $1,180,000 over a three year term with a balloon payment for the remaining principal due at maturity on August 31, 2017, with a rate of 2.94%.	44,660,000
Deed of trust promissory note, 3.50%, due in monthly payments of principal and interest of $11,651, maturing December 30, 2016. Collateralized by the Woodland Ponds Condominium units and land.	1,789,112
Deed of trust note payable, 4.85%, due in monthly payments of principal and interst of $13,311, maturing July 28, 2028. Collateralized by the property known as the Lumber Yard.	1,580,490
Deed of trust note payable, 4.24%, due in monthly payments of principal and interest of $22,273, maturing July 28, 2033. Collateralized by the building at 315 West Third Street.	3,446,253
Deed of trust note payable, 4.24%, due in monthly payments of principal and interest of $7,410, maturing August 1, 2018. Collateralized by equipment at 315 West Third Street,	301,853
Deed of trust note payable, 4,75%, due in monthly payments of principal and interest of $2,880, maturing October 30, 2017. Collateralized by the property known as the Funeral Home.	504,499
Deed of trust note payable, 4,75%, due in monthly payments of principal and interest of $3,022, maturing September 8, 2017. Collateralized by the property known as the 100 Madison Street.	524,434
Deed of trust note payable, 7.09 %, due in monthly payments of principal and interest of $5,074, maturing February 7, 2032. Collateralized by the property known as the Old Tobacco Warehouse.	530,231
Uncollateralized promissory note payable, variable interest rate of 0.50% over the Prime Rate with a minimum of 4.00% (4.00% December 31, 2014), due in monthly principal payments of $5,571, with a balloon payment for the remaining principal due at maturity on December 19, 2029.	750,000
Uncollateralized promissory note payable, 30-day LIBOR plus 2.00% (2.16% December 31, 2013), due in monthly principal payments of $10,717, with a balloon payment for the remaining principal due at maturity on September 28, 2018.	1,136,019
	94,157,891
Less - current portion	(595,654)
	$ 93,562,237

During 2012, the Longwood University Real Estate Foundation received financing through the issuance of Educational Facilities Variable and Fixed Rate Demand Revenue and Refunding Bonds Series 2012A and 2012B and through the Industrial Development Authority of the Town of Farmville. The Series 2012A bonds were issued in the amount of $45,000,000 to finance the acquisition, construction, and equipping of student housing for the Longwood North Campus Student Housing Project. The Series 2012B bonds were issued in the amount of $40,400,000 to refund $41,855,000 in Educational Facilities Variable Rate Demand Revenue Bonds, Series 2007 and to finance the acquisition, construction, and equipping of student housing and a pedestrian bridge between the student housing and the Longwood University campus. The loan agreement is collateralized by a deed of trust which grants the credit institution a first priority lien on and a security interest in the property and equipment collateralized. The Series 2012A and 2012B bonds mature on August 31, 2017.

The Series 2012A and 2012B bonds are cross-collateralized under the debt agreement, thereby constituting both bonds to default if either of the bond obligations is defaulted against. Upon default of either bond, the Purchaser (the Bank) may at its option declare the entire principal balances and all accrued interest to be due and payable on demand.

The bond agreements require the establishment and maintenance of several reserve accounts for the collecting, holding and disbursement of funds related to the issuance of the bonds, payment of project costs, collection of project revenue, and repayment of principal and interest. The Foundation is required to deposit into the repair and replacement reserve account an amount equal to $150 per bed unit each year. By submitting a requisition to the Trustee, the Foundation may request withdrawals from this fund at any time, and there is no minimum balance requirement. These accounts are disclosed in Note 4 of the Longwood University Real Estate Foundation, LLC footnotes.

Under the bond agreement, the University will rent units in the projects only to students, faculty, and other persons under the same rental program it uses for its own student housing facilities. The agreement requires preferential treatments in that the University must assign all of its students in need of housing first to the Longwood Student Housing Projects, until 95% of the units in the Longwood Student Housing Projects have been filled.

The bond series is subject to a management agreement between the University and the Real Estate Foundation. The agreement appoints the University as manager of each housing project. As such, the University is charged with setting and collecting all rents (referred to as Project Revenue) and providing all personnel resident advisory and education staffing. The University will be

responsible for all maintenance. The Real Estate Foundation will be required to furnish housekeeping, janitorial, utilities, and insurance.

The University will be charged with maintaining a Project Revenue account. Such funds are to be held by the University solely on behalf of the Real Estate Foundation and are not to be commingled with general University funds. These funds are to be used to pay the expenses of the University related to the projects as well as any principal or interest payments on the bonds as directed by the Real Estate Foundation.

The management agreements are effective for a five year period beginning at the settlement date of the bonds. Thereafter, they can be renewed for successive five year terms, unless terminated by either party.

Under the bonds, the Real Estate Foundation is required to meet certain debt coverage ratios. As of December 31, 2014, the Real Estate Foundation's management was not aware of any violations of compliance with the requirements of the loan agreements.

Maturities under long-term debt are as follows:

2015	$595,654
2016	2,744,774
2017	2,860,162
2018	986,423
2019	1,141,909
Thereafter	112,843,968
Total	$ 121,172,890

The Real Estate Foundation executed a fixed-to-floating interest rate swap agreement in order to reduce its exposure to interest rate risk in connection with the variable rate bonds. The agreement requires fixed rate payments of 4.065% on a notional amount that approximates the outstanding principal of the bonds. The swap agreement expires September 1, 2036, covering the life of the bonds. The agreement is recorded at fair value which was unfavorable to the organization in the amount of $10,254,977 at December 31, 2014. The swap is revalued each year and the change in value is reported in the consolidated statements of activities as a change in net position. The interest rate swap agreement was settled on May 28, 2015, by payoff of $10,301,000, upon the refunding of the Series 2012A and 2012B bonds with Series 2015 bonds.

Longwood University Real Estate Foundation Line of Credit

The Real Estate Foundation has an uncollateralized revolving line of credit with a bank in the amount of $4,000,000. This line is used to acquire, develop, improve, and operate real estate assets located in and around the Town of Farmville, including real estate which has been identified by the University as land or land improvements that fall within its Master Plan. Interest is charged at the Wall Street Journal Prime Rate plus 0.50%, with a floor of 4.00% (4.00% at December 31, 2014). Interest only payments are due monthly and principal is due upon expiration of the line on April 19, 2015. The outstanding balance on this line was $2,931,987 as of December 31, 2014. The Real Estate Foundation is required to meet certain debt coverage ratios under this line. As of December 31, 2014, the Real Estate Foundation's management was not aware of any violations of compliance with the requirements of the loan agreement.

In 2014, the Real Estate Foundation entered into an additional uncollateralized revolving line of credit with a bank in the amount of $900,000. Subsequent to year-end, the line of credit was increased to $1,400,000. Advances under the line are used for the purpose of financing the planning, design and pre-construction work of a student housing project known as "ARC Quad, Phase I." The line bears interest at a rate equal to the BBA LIBOR rate plus 2.00% (2.16% at December 31, 2014). The interest rate will be adjusted on the first day of every month and remain fixed until the next adjustment date. Interest only payments are due monthly and principal is due upon expiration of the line on May 28, 2015. The outstanding balance on the line was $863,169 at December 31, 2014.

E. COMMITMENTS

Longwood University Foundation Operating Lease

In November 1998, the Longwood University Foundation entered into an operating lease agreement for certain real estate for a term of six years. The Longwood University Foundation leased the real estate to the University for the same lease term. At June 30, 2004, an option to purchase the property for $555,000 was exercised by the Longwood University Foundation. The Longwood University Foundation continues to lease the property to the University on a month-to-month basis, with $20,000 of rental income recognized in the year ended June 30, 2015.

Longwood University Foundation Capital Lease Obligation

On July 1, 2009, the Foundation entered into a capital lease agreement with Longwood University Real Estate Foundation (the "Real Estate Foundation") to lease a storage building. The lease expired June 30, 2014, at which time the

Longwood University Foundation exercised its option to purchase the property for $1. The lease provides for a current annual rental payment of $17,000 plus interest of 7.10%.

The payment terms described above are consistent with the payment terms of a note payable between the Real Estate Foundation and a local bank. Prior to the execution of the capital lease agreement, the Board of Directors of the Longwood University Foundation agreed to original payment terms which included interest at 4.75%. As a result of the change in the final interest rate, the Real Estate Foundation agreed to refund the Longwood University Foundation the difference in the annual rental payment between interest at 7.10% and 4.75%. The refund of $1,112 each year is netted against administrative and general expenses in the Longwood University Foundation's consolidated statement of activities.

The total cost of depreciable property held under the capital lease obligation was $0 at June 30, 2015. Accumulated depreciation on such property was $0 at June 30, 2015.

Longwood University Foundation – Other Commitments

As of June 30, 2015, the Longwood University Foundation has a standby letter of credit agreement with a local bank in the amount of $700,000. This letter of credit, which is set to expire on August 24, 2015, was issued in favor of the Virginia Department of Environmental Quality as required in connection with the Hull Springs Farm wetland mitigation bank program.

Longwood University Real Estate Foundation - Longwood Landings

The Longwood University Real Estate Foundation owns property known as Longwood Landings at Mid-Town Square (Longwood Landings). The property combines student housing and commercial space in a series of four buildings together with associated parking and improvements. The Real Estate Foundation owns the student housing on the property together with the associated parking and improvements. The first floor commercial space is owned by the developer of the property. The ownership of the property is in the form of a commercial condominium, whereby the Real Estate Foundation owns the top three floors of each building while the developer retains ownership of the first floor of each building. The Real Estate Foundation is a member in the Midtown Square Condominium Association, Inc. (Association). As a unit holder in the Association, the Real Estate Foundation pays association dues that are used to pay common costs of the property. Dues of $45,121 were paid to the Association during 2014.

The Real Estate Foundation leases commercial space from the Association which is then subleased to the University for use as the University bookstore. The lease requires additional rent defined as the tenant's proportionate share of the operating costs, insurance, taxes, and other charges. The initial term of the lease is for six years, with two ten year optional renewal periods. The commencement date of the lease was August 1, 2011. Total amount paid by the Real Estate Foundation for the University under the sublease was $185,036 during 2014.

The Real Estate Foundation also leases commercial space from the Association for use as a student commons area. The lease requires additional rent defined as the tenant's proportionate share of the operating costs, insurance, taxes, and other charges. The initial term of the lease is for 10 years, expiring August 2016, with two 10-year renewal option terms. The amount paid by the Real Estate Foundation under the lease was $95,157 during 2014.

The future minimum rental payments required under these leases are as follows:

2015	238,813
2016	184,686
2017	108,983
	$532,482

Longwood University Real Estate Foundation – Leasing Activities

The Real Estate Foundation leases office space, storage, bed space, and parking lots to the University and the Longwood University Foundation under multiple non-cancelable operating leases with terms of one to ten years. These leases are separate from student housing project agreements. The following is a schedule by year of future minimum rental payments to be received under the leases at December 31, 2013:

2015	$703,837
2016	676,579
2017	595,125
2018	398,858
2019	70,828
	$2,445,227

Longwood University Real Estate Foundation – Lancer Park Athletic Fields

On May 22, 2008, the Longwood University Real Estate Foundation entered a ground lease with Longwood University Foundation, Inc. for land that is adjacent to the lancer park housing project for development and use as athletic fields, ancillary facilities, and recreation facilities for the University. The ground lease is for a term of 50 years, with options for five additional five year terms. No rent was due during the construction phase which ended July 1, 2009. Thereafter, rent is $10 per year. All improvements to the property remain the property of the Longwood University Real Estate Foundation until termination of the lease, at which time all improvements shall become the property of Longwood University Foundation, Inc.

Under the lease, the Longwood University Real Estate Foundation agreed to develop the property and make the property available for the University pursuant to the terms of the management agreement that was executed on the same day. The management agreement between the Longwood University Real Estate Foundation and the University appoints the University as manager of the project. The term of the management agreement is 50 years, or termination of the ground lease.

Longwood University Real Estate Foundation – Woodland Pond Condominiums

The Longwood University Real Estate Foundation owns property known as Woodland Pond Condominiums which consists of units that are held as available for sale or lease to the faculty of the Longwood University and 10 acres of undeveloped land. The Longwood University Real Estate Foundation has no intent on holding the properties for sale but utilizes the units as a recruiting mechanism in obtaining new faculty for which the faculty can determine whether to buy or rent the units.

When units are sold to faculty, the sales agreements for these properties are structured as seller financed non-negotiable wrap-around purchase money notes. The notes bear interest at 6%, are amortized over a 30-year period, and are payable in monthly installments with a final balloon payment due at maturity three years after closing. At December 31, 2014, the Longwood University Real Estate Foundation held two of these notes and they are classified as notes receivable on the Longwood University Real Estate Foundation's consolidated statements of financial position. The notes are collateralized by a wrap-around purchase money second deed of trust. The seller financing, interest, and second deed of trust are subordinate to the first deed of trust, lien, and security interests under the $2 million promissory note used to finance the Longwood University Real Estate Foundation's purchase of the property.

Under a special warranty deed, the Longwood University Real Estate Foundation has a first right of refusal to repurchase the units under bona fide arm's length terms and conditions. This deed also includes a reserved right to receive 50% of the net proceeds of any bona fide sale of the property to any third party for consideration in excess of the purchase price paid by the faculty member.

F. RELATED PARTY

Longwood University Real Estate Foundation

The Longwood University Real Estate Foundation receives substantially all rent from the University for office space, storage, bed space and parking lots. Outstanding receivables for rent from the University at December 31, 2014 were $257,588.

The Real Estate Foundation pays the University fees under management agreements related to facilities covered by tax-exempt bond issuances. These fees are based on costs to manage the specific properties. Total management fees paid for 2014 were $599,560. In addition, the Real Estate Foundation reimburses the University for operational costs paid directly by the University related to the housing projects. At December 31, 2014, the Real Estate Foundation had a payable to the University of $266,740, which is included in accounts payable and accrued expenses on the Real Estate Foundation's consolidated statement of financial position.

During 2013, the Real Estate Foundation sold the property known as 507 Pine Street to the University at a total purchase price of $151,962. The date of settlement was February 8, 2013.

Longwood University Foundation

The Foundation received contribution revenue from Board members in the amount of $136,297 for the year ending June 30, 2015. The amount of contributions receivable due from the Board members totaled $126,695 at June 30, 2015.

In conjunction with its mission to support the activities and operations of Longwood University, the Foundation has entered into various lease arrangements for nominal amounts with the University. Total net book value of assets (including property) leased to the University was $2,342,253 for June 30, 2015 including land in the consolidated statements of financial position.

For the year ended June 30, 2015, the Foundation recognized $220,715 of in-kind contributions and fundraising expenses for services provided from Longwood University personnel that directly benefited the Foundation.

24. SUBSEQUENT EVENTS

On December 3, 2015, the Virginia College Building Authority (VCBA) issued bonds which the University received $1,225,000 from Educational Facilities Revenue Refunding Bonds, Series 2015B. The University will use the proceeds from the series to refund certain prior VCBA Bonds.

On December 3, 2015, the VCBA issued bonds which the University received a principal amount of $22,975,000, from the Educational Facilities Revenue Bonds Series A, Pooled Bond Program. The University will use the proceeds to construct a 84,000 square feet University Center on campus. Payment on the notes will be made semi-annually with an interest rate ranging from 3.0 to 5.0 percent. The final payment will be in fiscal year 2046.

REQUIRED SUPPLEMENTAL INFORMATION

REQUIRED SUPPLEMENTARY INFORMATION

Virginia State employee Retirement Plan and Virginia Law Officers Retirement Plan

Schedule of Longwood University's Employer Contributions
For the year ended June 30

	2015	
	SERP	VaLORS
Contractually required contribution	$2,937,326	$89,566
Contributions in relation to contractually required contribution	$2,937,326	$89,566
Contribution deficiency (excess)	-	-
Covered-employee payroll	$24,194,427	$506,879
Contributions as a percentage of covered-employee payroll	12.14%	17.67%

	2015	
	SERP	VaLORS
Proportion of net pension liability	0.61%	0.17%
Proportionate share of net pension liability	$33,984,000	$1,120,000
Covered-employee payroll	$24,148,561	$511,674
Proportionate share of net pension liability as a percentage of covered-employee payroll	140.73%	218.89%
Plan fiduciary net position as a percentage of total pension liability	74.28%	63.05%

Notes to Required Supplemental Information

There have been no significant changes to the System benefit provisions since the prior actuarial valuation. A hybrid plan with changes to the defined benefit plan structure and a new defined contribution component were adopted in 2012. The hybrid plan applies to most new employees hired on or after January 1, 2014 and not covered by enhanced hazardous duty benefits. The liabilities presented do not reflect the hybrid plan since it covers new members joining the system after the valuation date of June 30, 2013 and the impact on the liabilities as of the measurement date of June 30, 2014 are minimal. The following changes in actuarial assumptions were made for the retirement plans effective June 30, 2013 based on the most recent experience study of the system for the four-year period ending June 30, 2012:

VRS - State Employee Retirement Plan (SERP)

- Update mortality table
- Decrease in rates of service retirement
- Decrease in rates of withdrawals for less than 10 years of service
- Decrease in rates of male disability retirement
- Reduce rates of salary increase by 0.25% per year

VaLORS Retirement Plan

- Update mortality table
- Adjustments to the rates of service retirement
- Decrease in rates of withdrawals for females under 10 years of service
- Increase in rates of disability
- Decrease service related disability rate from 60% to 50%

Page Left Intentionally Blank

Commonwealth of Virginia

Auditor of Public Accounts

Martha S. Mavredes, CPA
Auditor of Public Accounts

P.O. Box 1295
Richmond, Virginia 23218

July 27, 2016

The Honorable Terence R. McAuliffe
Governor of Virginia

The Honorable Robert D. Orrock, Sr.
Chairman, Joint Legislative Audit
and Review Commission

Board of Visitors
Longwood University

INDEPENDENT AUDITOR'S REPORT ON INTERNAL CONTROL OVER FINANCIAL REPORTING AND ON COMPLIANCE AND OTHER MATTERS

We have audited, in accordance with the auditing standards generally accepted in the United States of America and the standards applicable to financial audits contained in Government Auditing Standards, issued by the Comptroller General of the United States, the financial statements of the business-type activities and aggregate discretely presented component units of Longwood University as of and for the year ended June 30, 2015, and the related notes to the financial statements, which collectively comprise the University's basic financial statements and have issued our report thereon dated July 27, 2016. Our report includes a reference to other auditors. We did not consider internal controls over financial reporting or test compliance with certain provisions of laws, regulations, contracts, and grant agreements for the financial statements of the component units of the University, which were audited by other auditors in accordance with auditing standards generally accepted in the United States of America, but not in accordance with Government Auditing Standards.

Internal Control Over Financial Reporting

In planning and performing our audit of the financial statements, we considered the University's internal control over financial reporting to determine the audit procedures that are appropriate in the circumstances for the purpose of expressing our opinions on the financial statements, but not for the purpose of expressing an opinion on the effectiveness of the University's internal control over financial reporting. Accordingly, we do not express an opinion on the effectiveness of the University's internal control over financial reporting.

A deficiency in internal control exists when the design or operation of a control does not allow management or employees, in the normal course of performing their assigned functions, to prevent, or detect and correct misstatements on a timely basis. A material weakness is a deficiency, or a combination of deficiencies, in internal control such that there is a reasonable possibility that a material misstatement of the entity's financial statements will not be prevented, or detected and corrected on a timely basis. A significant deficiency is a deficiency, or a combination of deficiencies, in internal control that is less severe than a material weakness, yet important enough to merit attention by those charged with governance.

Our consideration of internal control over financial reporting was for the limited purpose described in the first paragraph of this section and was not designed to identify all deficiencies in internal control over financial reporting that might be material weaknesses or significant deficiencies and therefore, material weaknesses or significant deficiencies may exist that were not identified. Given these limitations, during our audit we did not identify any deficiencies in internal control over financial reporting that we consider to be material weaknesses. We did identify certain deficiencies in internal control over financial reporting entitled "Improve Information Security Management and Prioritization" and in the section titled "Status of Prior Year Findings," and "Improve IT Change Management and Patch Management Policies and Procedures," "Improve Virtual Private Network Security," "Improve Server Operating System Security," and "Improve Oversight of Third-Party Service Providers," in the section titled "Internal Control and Compliance Findings and Recommendations," that we consider to be significant deficiencies.

Compliance and Other Matters

As part of obtaining reasonable assurance about whether the University's financial statements are free of material misstatement, we performed tests of its compliance with certain provisions of laws, regulations, contracts and grant agreements, noncompliance with which could have a direct and material effect on the determination of financial statement amounts. However, providing an opinion on compliance with those provisions was not an objective of our audit and, accordingly, we do not express such an opinion. The results of our tests disclosed instances of noncompliance or other matters that are required to be reported which are included within the section titled "Status of Prior Year Findings," in the finding entitled "Improve Information Security Management and Prioritization" and in the section titled "Internal Control and Compliance Findings and Recommendations," in the findings entitled "Improve IT Change Management and Patch Management Policies and Procedures," "Improve Virtual Private Network Security," "Improve Server Operating System Security," and "Improve Oversight of Third-Party Service Providers."

The University's Response to Findings

We discussed this report with management at an exit conference held on July 27, 2016. The University's response to the findings identified in our audit is described in the accompanying section titled "University Response." The University's response was not subjected to the auditing procedures applied in the audit of the financial statements and, accordingly, we express no opinion on it.

Status of Prior Findings

With respect to all audit findings reported in the prior year, the University has completed some correction actions, while others remain ongoing. Accordingly, we included the status in the section entitled "Status of Prior Year Findings."

Purpose of this Report

The purpose of this report is solely to describe the scope of our testing of internal control and compliance and the results of that testing, and not to provide an opinion on the effectiveness of the entity's internal control or on compliance. This report is an integral part of an audit performed in accordance with Government Audit Standards in considering the entity's internal control and compliance. Accordingly, this communication is not suitable for any other purpose.

AUDITOR OF PUBLIC ACCOUNTS

JRQ/alh

14

WashingtonSpeakersBureau®
Connecting You with the World's Greatest Minds

Jim Lehrer

Anchor, Co-Anchor and Executive Editor, *PBS Newshour*, the *Newshour with Jim Lehrer* and *The MacNeil/Lehrer Report* (1976-2011) and Legendary Presidential Debate Moderator

Born in Wichita, Kansas, Jim Lehrer received an A.A. degree from Victoria College and a B.J. in 1956 from the University of Missouri before joining the Marine Corps. From 1959 to 1966, he was a reporter for *The Dallas Morning News* and then *The Dallas Times-Herald*. He was also a political columnist at *The Times-Herald* for several years and in 1968 became the city editor.

Lehrer's newspaper career led him to public television, first in Dallas, as KERA-TV's executive director of public affairs, on-air host and editor of a nightly news program. He subsequently moved to Washington, DC, to serve as the public affairs coordinator for PBS, and was also a member of PBS's Journalism Advisory Board and a fellow at the Corporation for Public Broadcasting. Lehrer went on to join the National Public Affairs Center for Television (NPACT) as a correspondent.

It was Lehrer's work with NPACT that led to his initial association with Robert MacNeil and, ultimately, to their long-term partnership. In 1973, they teamed up to provide NPACT's continuous live coverage of the Senate Watergate hearings, broadcast on PBS. Following that Emmy-winning collaboration, Lehrer was the solo anchor for PBS coverage of the House Judiciary Committee's impeachment inquiry of Richard Nixon.

In October 1975, the half-hour *Robert MacNeil Report*, with Jim Lehrer as the Washington correspondent, premiered on Thirteen/WNET New York. Over the next seven years, *The MacNeil/Lehrer Report* (as it was renamed in 1976) won more than 30 awards for journalistic excellence. In September 1983, Lehrer and MacNeil launched their most ambitious undertaking, *The MacNeil/Lehrer NewsHour*. The 1995-96 season marked the 20th year of their journalistic odyssey, as well as MacNeil's departure and Lehrer's stewardship of the program as *The NewsHour with Jim Lehrer*. In 2009, the program title changed to *PBS NEWSHOUR* to reflect the program's expanded role as the hub of news and public affairs programming on PBS both online and on air.

Lehrer has been honored with numerous awards for journalism, including the 1999 National Humanities Medal, presented by President Bill Clinton and First Lady Hillary Rodham Clinton. Also in 1999, Lehrer was inducted into the Television Hall of Fame with MacNeil and into The Silver Circle of the Washington, DC, Chapter of The National Academy of Television Arts and Sciences. He has won two Emmys, the Fred Friendly First Amendment Award, the George Foster Peabody Broadcast Award, the William Allen White Foundation Award for Journalistic Merit and the University of Missouri School of Journalism's Medal of Honor. In 1991, he was elected a Fellow of the American Academy of Arts and Sciences. He has been awarded honorary degrees by 42 colleges and universities.

In the last seven presidential elections, Lehrer has served as a moderator for twelve of the nationally televised debates among the candidates. In 1996, he was selected to be the sole moderator of all three debates—two presidential and one vice presidential. In 2000, he was again selected as the sole moderator of the three presidential debates, which were conducted in different formats—podium, round-table and town hall. His 12th debate was the first 2012 Obama-Romney face off in Denver, Co.

In addition to his best-selling book, *Tension City: Inside the Presidential Debates, from Kennedy-Nixon to Obama-McCain* (September 2011), a lively and revealing book that pulls back the curtain on more than 40 years of televised political debate in America, Lehrer is the author of numerous fiction and non-fiction books, two memoirs and three plays. His novel, *Super*, published in April 2010 , is a story of celebrity and murder aboard the Sante Fe's railroad's famous Super Chief, known as "The Train of the Stars" during Hollywood's heyday. *Oh Johnny*, published in April 2009, is a portrait of a young man's coming of age during World War II. *Mack to the Rescue*, published in April 2008 is the 7th in his successful series of novels featuring a fictional lieutenant governor of Oklahoma. *Eureka*, published in October 2007 is an endearing portrait of American middle age. *The Phony Marine*, published in November 2006, explores questions of character and heroism. *The Franklin Affair*, published in April 2005, explores the world of historians and the quest for truth and justice. *No Certain Rest*, published in August 2002, wrestles with a Civil War mystery. Other novels include *The Special Prisoner*, about a World War II POW; *White Widow*, about a Trailways bus driver in the 1950's; *Blue Hearts* and *Purple Dots*, are about the adventures of retired C.I.A. agents; *The Last Debate*, a cautionary tale about journalism, politics and ethics, was also produced as a movie for the Showtime Channel in 2000; and Lehrer's first novel, *Viva Max!* the story of a platoon of modern Mexican soldiers who attempt to re-take the Alamo, was made into a 1969 comedy movie starring Jonathan Winters and Peter Ustinov. His latest novel is *Top Down: A Novel of the Kennedy Assassination* (October 2013). The plays are *Chili Queen*, *Church Key Charlie Blue* , *The Will and Bart Show and Bell.*. The memoirs are *We Were Dreamers* and *A Bus of My Own*.

Lehrer and his wife, Kate, have been married since 1960. They have three daughters—Amanda, Lucy and Jamie—and six grandchildren. Kate, also a writer, is the author of four novels, *Best Intentions* (1987), *When They Took Away the Man in the Moon* (1993) and *Out of Eden* (1996) and *Confessions of a Bigamist* (2004).