The Andy Taylor Center for Early Childhood Education

The grand opening and dedication for the Andy Taylor Center for Early Childhood Education will be held on October 20th in collaboration with the Virginia Children's Book Festival. Longwood is excited to celebrate this day with Dr. Jane Taylor.

SAVE THE DATE: Love Your Longwood Day will be held on March 27, 2018.

Government and Community Relations

Longwood welcomed nine members of the General Assembly to campus in late June. The members – nearly all of whom serve on an education or money committees – were participating in Virginia Girls State, a program of American Legion Auxiliary, which is held on Longwood's campus every summer. This year, for the first time, President Reveley and the Longwood Government and Community Relations and Conferences and Events Services teams hosted a breakfast for the legislators and American Legion Auxiliary leadership. It was a wonderful opportunity to connect with members of the General Assembly, while also deepening our relationship with an important and consistent conference guest. We are also in the process of planning multiple visits this fall with key legislators and staff.

Preparations are underway for a variety of events in partnership with the Town of Farmville including:

- **The G.A.M.E. 8.0** on August 25th featured Town Manager Gerry Spates speaking at the Pep Rally and Mayor David Whitus overseeing the coin toss prior to the start of the soccer match.
- **Rock the Block 2017** will be held on September 15th featuring a talent show, food trucks, bands, novelties, and fireworks.

In addition to events, Jen Cox has spent time speaking with local businesses and building relationships with key partners in the community.

- The first **Local Job and Internship Fair** held on August 23rd in partnership with University Career Services, was based on the success of last year's "Debate Hires" job fair. Twelve businesses and 100 students attended the event.
- **The Community Breakfast** was held on August 31st with more than 100 members of the local community on campus to hear remarks from President Reveley.

Conference and Event Services

Since the last report in June, we have serviced 22 camps and conferences, generating a combined revenue of $302,496.42. Mega Reunion debuted this year with great success. More than 700 attendees enjoyed multiple days on campus for recreation, and 400 beds were assigned for housing. The second annual Mega Reunion is slated for May 11 - 12, 2018.

A brief overview of our most significant conferences and events this summer are as follows:

- **Virginia Department of Forestry**: This May, for the tenth consecutive year, Longwood hosted the Wildland Fire Training Academy, which offered advanced level courses to over 200 participants. Revenue: $28,401
- **Longwood Athletics Campus**: The Office of Conference and Event Services and the Department of Athletics have been working together to help grow Longwood sports camps. Lowering or eliminating some fees has boosted our efforts. This year, Longwood once again hosted three **Men's Basketball** camps with very strong attendance, and **Women's Basketball** was able to host its camp this year. Longwood's **Field Hockey** and **Softball** team camps also returned to campus.
- **American Legion Auxiliary Virginia Girls State:** This year marked the 43rd year Longwood has hosted this conference for 640 rising high school seniors from all across Virginia who learn about local and state government. Many Longwood and Farmville leaders volunteer their time year after year to share their real life professional experiences with these young ladies. Virginia state government guest speakers included Lt. Gov. Ralph Northam. Girls State revenue: $82,150
- **Christian Family Conference:** This summer 700 people from around the United States and the world had the pleasure of visiting campus for this annual conference. This is the 10th consecutive year Longwood has been host. Christian Family Conference revenue: $93,067
- **Summer Institute for School Nursing:** For the 15th year, the Virginia Department of Education sent participants to campus to strengthen critical thinking skills, utilize technology, and learn from one another during a variety of sessions designed to help school nurses remain current in their specialty practice. SISN revenue: $21,000
- **Youth Alcohol and Drug Abuse Prevention Project (YADAPP)**: Another state agency, the Virginia Department of Alcoholic Beverage Control, has entrusted Longwood University for the 22nd time in a row to host its **YADAPP** event. This summer we welcomed 486 participants, 50 more than last summer, for a week-long conference full of educational and training sessions. YADAPP revenue: $51,000
- **Summer Literacy Institute**: Hosted by our very own College of Education and Human Services, we were pleased to have Summer Literacy Institute participants on campus again this year. Summer Literacy Institute revenue: $1,263

A new addition to our conference line up for next year is the **Virginia Academy of Science (VAS)** and the **Virginia Junior Academy of Science (VJAS)** annual conference, which will be held May 22 - 24, 2018. VAS is an organization that promotes the advancement of science in the Commonwealth by providing financial support for research projects and a platform for dissemination of research results. This organization also provides support, leadership, and supervision to the VJAS, which serves as an effective stimulus for scientific research by sponsoring programs for the advancement of science in grades 7 through 12 and by encouraging

students to enter scientific research investigations in competition for awards at the annual VJAS Research Symposium.

YTD Fiscal Year Comparison
Gifts through June 30, 2017

Fiscal Year	Unrestricted	Operating Accounts	Total Annual Giving
2008 YTD	$659,115	$602,368	$1,261,483
2009 YTD	$492,904	$471,192	$964,096
2010 YTD	$491,379	$638,312	$1,129,691
2011 YTD	$489,472	$537,815	$1,027,286
2012 YTD	$406,512	$579,776	$986,288
2013 YTD	$383,502	$578,879	$962,381
2014 YTD	$344,446	$620,893	$965,339
2015 YTD	$384,401	$655,099	$1,039,501
2016 YTD	$415,738	$798,952	$1,214,689
2017 YTD	**$379,209**	**$1,261,397**	**$1,640,605**

Fiscal Year	TOTAL RAISED[1]
2008	$4.87M
2009	$5.69M
2010	$5.42M
2011	$5.77M
2012	$5.52M
2013	$9.43M
2014	$2.82M
2015	$7.94M
2016	$4.18M
2017	**$11.18M**

[1] *Total new funds received or pledged*

Fiscal Year	Annual Giving	Grants & Special Initiatives	Endowment/ Capital	Bequest	Non-cash/ Gift-in-Kind	Total Cash Giving	Total Donors	Alumni Participation	
2008 YTD	$1,261,483	$356,278	$1,503,908	$222,509	$159,261	$3,503,439	5,661	FY2008	16.36%
2009 YTD	$964,096	$229,319	$1,080,039		$275,708	$2,549,162	4,838	FY2009	13.12%
2010 YTD	$1,129,691	$396,333	$3,387,365	$154,000	$179,641	$5,247,030	5,471	FY2010	13.69%
2011 YTD	$1,027,286	$237,520	$1,430,146	$3,318,792	$113,060	$6,126,804	4,969	FY2011	11.41%
2012 YTD	$986,288	$249,539	$1,144,626	$182,021	$761,079	$3,323,553	4,486	FY2012	10.97%
2013 YTD	$962,381	$213,989	$4,737,397	$171,425	$602,055	$6,687,247	4,304	FY2013	10.15%
2014 YTD	$965,339	$266,197	$1,231,754	$2,159,040	$51,278	$4,673,607	3,962	FY2014	9.47%
2015 YTD	$1,039,501	$459,941	$825,387	$655,837	$261,869	$3,242,535	4,569	FY2015	10.94%
2016 YTD	$1,214,689	$338,772	$759,050	$527,702	$121,839	$2,962,052	5,701	FY2016	11.02%
2017 YTD	**$1,640,605**	**$315,970**	**$1,974,280**	**$867,769**	**$168,569**	**$4,967,193**	**4,931**	**FY2017**	**10.07%**

9

Strategic Operations

Victoria Kindon, Vice President and CIO

Highlights

- Applications for Fall 2018 freshmen class hit a record high
- VP Debate retrospective website launches
- Thirty regional alumni events held last year
- ITS installs new device to analyze log files for suspicious activity

Enrollment Management and Student Success

New approach to summer recruitment

The summer campus visit experience has been refreshed and rebranded to respond to the desires of incoming students and their families. This initiative has already yielded results in the form of Lancer Summer Decision Days (formerly known as Immediate Decision). The rebranded version of this visit experience, which targets rising high-school seniors, nearly doubled the number of applications received and students admitted this summer compared with last year. Because the students who participate in this program historically are academically strong and enroll at a higher-than-average rate, the increases achieved this summer are even more impactful.

Applications for Freshmen class as of each prior August 30th (i.e. 8/30/2017 for Fall 2018)

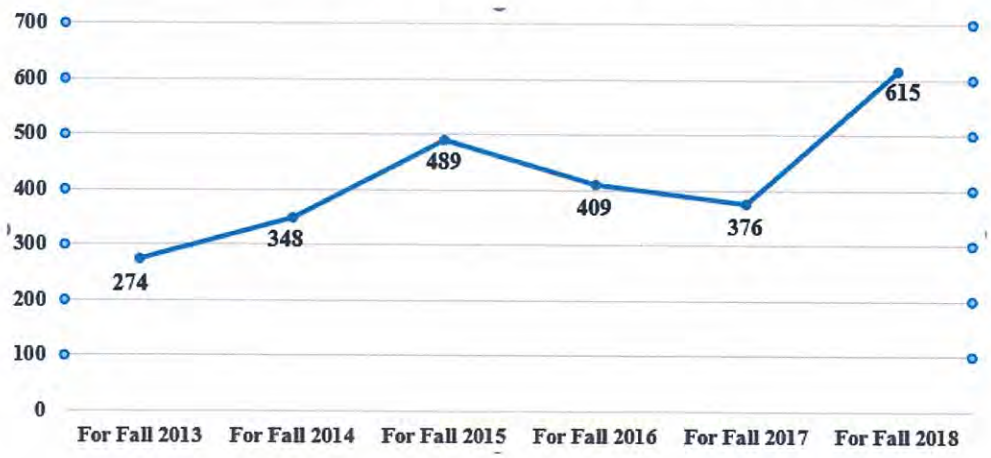

As we enter the fall recruitment seasons, additional areas of focus are new campus visit experiences targeting special populations that align with Longwood specialty programs, as well as enhanced opportunities for group visits from strategically targeted high schools.

Update on student success initiatives

In an effort to provide more timely and holistic support for students, in fall 2016 we piloted an early alert system with a few courses that historically have higher-than-average non-completion rates. Pass rates for the courses in the pilot increased 6%, so we expanded the program for the 2017-18 year. Additionally, in spring 2017 we continued our coaching program for students in academic difficulty at the end of their first semester. This program continues to be successful, with an almost a 75% retention rate for participants compared with only 35% for those not participating.

Total Enrollment following Fall Add/Drop

With continued success in holding our four-year graduation rate above 50%, we have the largest number of seniors this year in Longwood's history, at 742, and the smallest number of fifth-year students other than last year, at 187. With the strength of our freshman class, retention progress, and growth in graduate programs, total enrollment for Longwood again stands at more than 5,000.

HEADCOUNT	UNDERGRAD	GRAD	TOTAL
Fall 2013	4513	445	4958
Fall 2014	4587	511	5098
Fall 2015	4633	464	5097
Fall 2016	4406	492	4898
Fall 2017	4467	587	5054

University Marketing and Communications

New digital marketing initiative utilizes Snapchat to engage current and prospective students

The marketing team (in partnership with Admissions) has begun testing new initiatives on Snapchat, a popular image messaging and multimedia mobile app, with the goal of engaging current and prospective students by featuring events, traditions and other content that resonate

with these audiences. In the past, time and resources to run such campaigns on Snapchat have been limited, but new tools have helped relieve these issues. Initial test runs have been very positive, resulting in nearly 20,000 views of our content (known as "snaps") and increasing our number of Snapchat followers by more than 60 percent.

Full-time video producer hired to support marketing goals

More great things are on the horizon for Longwood's social media efforts, and video will play a critical role. Ryan Fletcher, who holds a BA in media arts and design, recently joined the marketing team as video producer. Ryan was the chief photojournalist at WHSV-TV3 in Harrisonburg, where he won multiple awards, including an Emmy for a 30-minute news special he shot and edited.

VP Debate retrospective highlights Longwood's role as host

A new section of the Longwood website provides a retrospective of Longwood's role in hosting the Vice Presidential Debate of 2016, including a compilation of videos, photo galleries and a summary of Longwood's goals and successes.

Visit the site at http://www.longwood.edu/debate

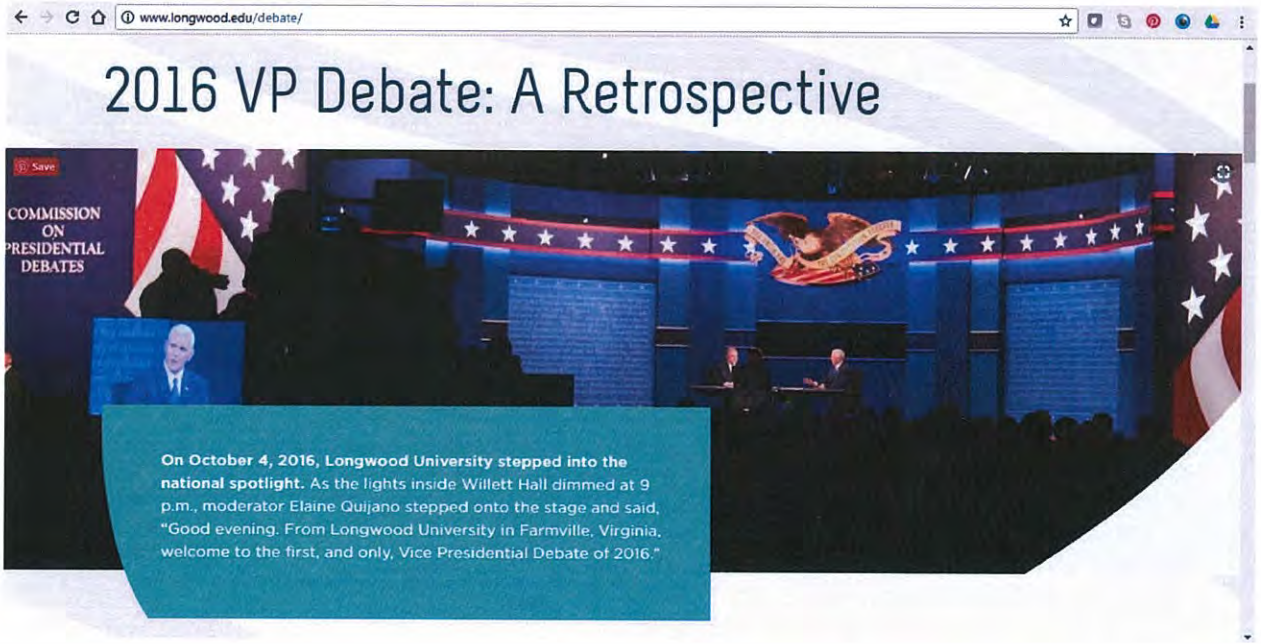

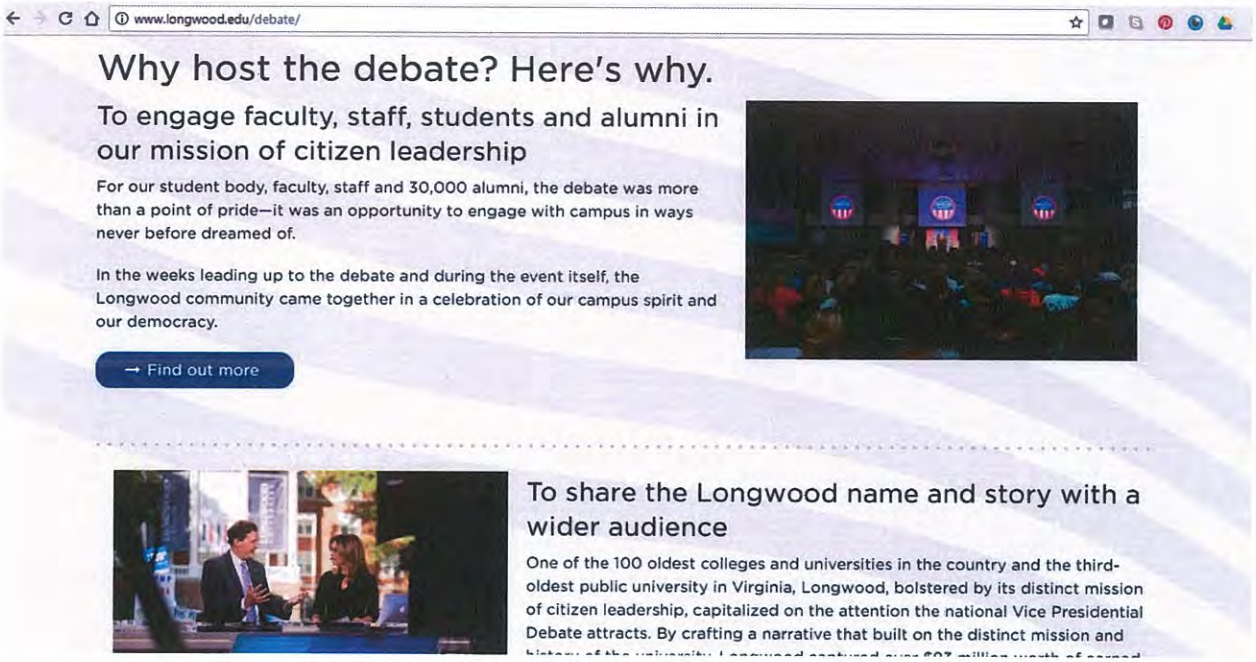

Office of Alumni and Career Services (OACS)

Regional engagement attendance increases

During FY17 the Office of Alumni and Career Services hosted more than 30 regional events that accounted for a total of 2,100 registrations—an increase year-over-year of over 25%. Events were held in new locations such as London, Boston and Philadelphia, in addition to Virginia metro regions. Over the summer, OACS hosted nine events and saw an increase in attendance of more than 15%. This fall we have some exciting new programming, including an event at the Norfolk Zoo on Sept. 23.

Volunteer engagement continues to grow

Our first year of the 1 Hour a Month program closed with 509 alumni and friends contributing more than 1,000 hours of volunteer contributions on behalf of Longwood. In year two, the program has grown to more than 675 members who have already contributed more than 300 hours of logged volunteer time. During FY18, OACS will focus on holding program membership constant while increasing the volume of monthly contributions.

Podcast season 2 under way

Season 2 of the Day After Graduation podcast is currently in production. With the success of our 10-episode Season 1 launched during the spring semester, OACS is excited to produce a new season of episodes and tell more amazing stories.

Information Technology Services (ITS)

Information security system enhancements

Several new appliance systems have been purchased to enhance data security and compliance to ISO Security Standards. These include an appliance that will aid in penetration testing of the university network and identify potential risks. Another system will store all changes to systems to include analysis of data log files alerting to suspicious activities and unauthorized access.

Infrastructure enhancements

- Moton Museum is now linked to the university network via fiber optic cabling allowing phone services and university wired and wireless network services to be implemented.
- The Andy Taylor Early Childhood Development Center is complete with all services available.

University ITS partnerships

ITS is assisting offices with implementation of several systems:

- Admissions with the implementation of Target X. This system is designed to streamline and enhance online, transactional and relational admissions experience activities.
- Registrar's office with Degree Works Student Planner allowing for degree planning.
- Registrar's office with online catalog.
- Foundation office with Academic Works, which will simplify the scholarship process by providing a single location to discover/apply for scholarships and submit donor acknowledgements; automate communications to students at each stage of the scholarship application; and allow faster dissemination of scholarship award information to students.

10

Student Affairs

Tim Pierson, Vice President

Highlights

- Health and Fitness Center Celebrates Tenth Anniversary
- Student Requests for Campus Services Rise
- Enhanced Meal Plan Options
- Hazing Prevention and Education
- Secret Service Award to Campus Police

On August 31, 2017, the Campus Health and Fitness Center celebrated its' ten year anniversary of serving the Longwood community with an all-day event that included the annual Employee Benefit &Wellness Fair, Student Organization Involvement Fair, The "Great Reveal" by Mortar Board of the Oktoberfest theme, fitness demos, aqua massage, and an outdoor picnic all on Spruce Street. One fun fact about the fitness center: 1.2 million individuals have swiped into the center during our first decade!

Annual reports in the student affairs departments confirm the persistent increase in the demand for individual student services. More students are opting for administrative rather than student board hearings, demand for weekly counseling sessions has continued its upward trend, and care team case load is soaring. Disability resources reported more than double the number of freshman students registering for accommodations this fall. These same trends are being reported nationally as we all prepare for the new academic year. The good news is we have anticipated these increases and have prepared to provide the kind of assistance our students need.

Hazing tragedies at Penn State and Clemson Universities have brought national attention to the risk colleges face as a result of hazing. Research reveals the presence of hazing in athletics, club sports, intramural teams, recreation clubs, fraternities and sororities, honor societies, and yes, even in academic clubs. Led by the office of fraternity and sorority life, Longwood is sponsoring a three day visit by Tracy Maxwell, founder of HazingPrevention.org. Athletics, campus recreation, and SGA are among the co-sponsors of this campus wide-effort to further educate and define the inherent risks in this activity.

The Student Government Association created a campus Food Service Committee last year to address concerns raised about the dining hall options and food quality. Aramark has been responsive and will now offer Meal Exchanges (use of meal swipes rather than bonus dollars) in select retail locations. This will give students more places to use their meal swipes when Outta Here and Dorrill Dining Hall do not fit their schedule. In addition, an enhancement of food stations has taken place in Dorrill, providing students with more made to order options.

Hosting the Vice Presidential Debate last fall allowed a national audience to see the beauty of our campus and our ability to perform and serve at the highest level. Longwood Police Chief Bob Beach accepted the Secret Service's prestigious "Directors Award" in recognition of the significant efforts of the LUPD.

Assistant Vice President for Student Affairs (AVPSA)

The early August **Opening All-Staff Student Affairs Meeting** provided an opportunity to introduce approximately 20 new staff members (including the new Police Sergeants) and to participate in a discussion regarding the demographic profile of the incoming class. With representatives from the Baby Boomer generation as well as the Gen X, Y, and Z generations among our staff and students, a workshop focusing on the needs, expectations, and strategies for multi-generational communication was facilitated by Dr. Pam Tracy, Associate Professor of Communication Studies and Director of Café. Communicating across differences and developing multi-cultural competencies continues to be a priority for Student Affairs at Longwood and across the nation.

With membership in the **Educational Advisory Board (EAB) Student Affairs Forum** now secured, the AVPSA has combed their library of whitepapers, webinars, and research briefs for the best resources related to Longwood's strategic priorities and distributed them to relevant campus constituents. We have made plans to attend the appropriate national meetings and opportunities to partner in the research on the following topics will be explored following an on-campus meeting with the EAB Consultant in late August:
•Meeting the escalating demand for counseling services without sacrificing quality of care
•Rethinking service delivery and new service models including online counseling, group therapy, and enhanced community partnerships
•The evolving role of BIT/CARE Teams and tying their work to student retention and success outcomes
•Creating cross-campus collaborations to advance diversity and inclusion practices

The VPSA anxiously awaits the arrival of the 2017 Longwood results to the **National Survey for Student Engagement (NSSE)** as an opportunity to compare 2013 results to the more recent findings. Customized reports will be prepared and shared with various campus users of these data.

As a member of the newly appointed **Assessment Advisory Committee**, the AVPSA assisted with the development of a campus-wide assessment policy that will soon be presented to the University Planning Council. The adoption of this policy will help position Longwood in compliance with the SACS-COC standards and ensure that assessment is systematically

integrated with planning and budgeting and used to enhance institutional performance and effectiveness.

Longwood has purchased the **2017-18 EBI Skyfactor Student Affairs Assessment Suite** with plans to administer three of their departmental assessments to selected students during the fall 2017 semester. Additionally, the parallel **Faculty/Staff** and **Student Campus Climate, Safety, and Sexual Assault Assessments** will be administered to all faculty, staff, and students in early 2018.

The departmental assessments will serve as the required formal program reviews in the areas of Campus Recreation, Student Clubs and Organizations, and Fraternity and Sorority Life and will offer a better understanding of the experiences, benefits, challenges, and outcomes related to three critical areas within Student Affairs.

The EBI Skyfactor Campus Climate Surveys were selected to meet the assessment needs of the newly appointed UPC University Diversity Council. In addition, the Department of Justice Violence Against Women grant proposal submitted by the Provost and University Title IX/Clery Coordinator requires a campus climate survey. The nationally benchmarked, parallel student and faculty/staff assessments will measure the following:

- Campus diversity, inclusiveness, visibility, and treatment
- Personal attitudes and behaviors related to working with people from diverse backgrounds
- Students, faculty/staff, and administration experiences
- Institutional policies, procedures, and training related to sexual assault
- Overall learning and satisfaction with the institution

Furthermore, Longwood has the option of adding twenty institution-specific questions and ten customized demographic descriptors to each assessment.

Student Conduct and Integrity

A small decrease in disciplinary cases was seen when compared to the 2015-2016 academic year. During the 2016-2017 academic year, 205 students and 5 recognized student organizations were charged with violations, representing 4 percent of the population. Conduct Board cases decreased by 48 percent (from 174 to 90), Honor Board cases decreased by 34 percent (from 64 to 42), and Administrative Hearings increased by 30 percent (from 54 to 70). We have seen a steady increase in the number of Administrative Hearings over the last several years. Two students and one recognized student organization were suspended, compared to seven students and one group in the previous academic year. No students were expelled, compared to one student in 2015-2016.

University Clery and Title IX

Title IX

This Office received 25 reports of notice during the 2017 spring semester, one of which resulted in a formal complaint. The complainant withdrew the formal complaint before an investigation could begin.

This Office received one report of notice during the 2017 summer semester. During the summer, this Office has focused on reviewing and developing a sexual assault response protocol for all campus partners as well as developing individualized Title IX trainings for campus partners.

Clery

The Office attended the National Association of Clery Compliance Officers and Professionals (NACCOP) annual conference in July, along with LUPD Lt. Ray Ostrander. The conference focused on recent changes/amendments to the Clery Act as a result of the change of Administration. This Office utilized the information from the conference to update the Annual Security Report required to be submitted to the Department of Education by October 1, 2017.

Dean of Students Team

The Care Team assisted 777 students during the 2016-2017 academic year. Approximately 69% of students involved lived in Longwood managed housing, and 31% of students involved live off campus. The average amount of time that each student was on the Care Team meeting agenda was approximately 3 weeks.

Disability Resources

Orientation brought 125 new students to Office of Disability Resources to register for accommodations, which is a 100% increase from the previous year. We typically see another 75 additional new registrants during the academic year (in addition to the nearly 400 returning, previously registered students); therefore, ODR is set to have a record increase in identified students.

As of July 2017, our population is currently 62% Attention Deficit or Learning Disability diagnoses and 12% emotional disability diagnosis. The emotional disability category is one that has seen tremendous growth at Longwood, increasing 10% in just the last 3 years.

Housing

The Mercury Housing software package was upgraded in June 2017. This upgrade has provided new functionality for both the staff and student experience with housing information. The Room Condition component has allowed the RCL office to eliminate the paper room condition report process. Room Condition reports are completed by staff online and students review their completed room condition report online. As students arrive to check-in, they receive an email with instructions on how to review the room condition report and note any changes. This new component has streamlined the move-in process for both students and staff.

Student Engagement Unit

The Student Engagement staff continues its commitment to providing a wide range of programs and initiatives to enhance students' experiences at Longwood and their view into and beyond Farmville.

Citizen Leadership and Social Justice Education has aligned goals related to the University strategic plan—a different point will be included in the reports this year. Transforming Lives—*Thinking Outside the Box* campaign to raise awareness of social issues in the community and increase participation in community service activities by students. The *Service with a Group* program (SWAG) one Saturday per month will highlight the program and services of a local community agency and provide an opportunity for students to engage in a day of community service. The *Citizen Leadership Institute* (CLI), a new leadership development program that is replacing the Joan of Arc Leadership Program will be implemented. The *Building Bridges: Conversations about Longwood* series will continue this year, in collaboration with the Student Government Association and culturally-based student organizations.

Fraternity and Sorority Life is focused on supporting student leaders and groups regarding their leadership and organizational development. Hazing education and prevention is an area of focus each year, but has taken on additional importance given tragedies on several campuses last year. A campus group with representation from a number of student life areas, including all student organizations and athletics, is meeting regularly and communicating to coordinate efforts. A major collaboration will be the sponsorship of Tracy Maxwell, founder of HazingPrevention.org, a national leader on this topic. Tracy will be on campus for a three day visit in late September and will meet with a wide range of student groups and administrators. A report and feedback to Longwood following her visit will be used as an additional resources.

University Center and Student Activities will continue to support and encourage the development of programs and student organizations to reflect the wide range of student interests. The use of social media and applications such as Lancer Link are central to these efforts. A primary focus this year will be celebrating the Lankford Student Union and introducing students to the new offerings of the Upchurch University Center through various events throughout the year. There is great excitement about progress on the University Center. The staff will also lead large events such as Rock the Block and Family Weekend in September and Oktoberfest in October, as well as numerous Lancer Programs activities on the weekends.

Wellness Unit (Campus Recreation, CAPS, Student Health)

Campus Recreation

The Health & Fitness Center opened 10 years ago on August 27, 2007. To commemorate this transformational facility, campus recreation partnered with Human Resources, Student Engagement and Aramark to host a 10 year celebration event on August 31st. The event included the annual wellness fair, faculty/staff benefits fair, student organizations involvement and volunteer fair with activities, giveaways and a campus picnic.

Campus Recreation will open the Midtown Fitness Performance Center on September 6th. This group training facility will complement the activities at the HFC by providing instructor guided programs for individual and small group personal training sessions, exercise science classroom applications, team training and development programs and group rental opportunities.

CAPS (Counseling and Psychological Services)

CAPS is providing clinical training space for graduate students enrolled in the Counselor Education program. Four rooms originally designed as student health exam rooms have been renovated and will be furnished to provide a space conducive to role playing and other supervised activities designed to advance counseling skills and techniques. This project exemplifies Student Affairs / Academic Affairs collaboration at Longwood.

University Health Center / Potomac Healthcare Systems

This summer the University Health Center / Potomac Healthcare Systems began seeing faculty and staff in the on campus clinic at Midtown to provide wellness services to staff to help increase campus efficiency and decrease leave time of our employees. Services for faculty and staff include wellness exams, allergy shots, some vaccines and semi-acute illness diagnosis and treatment. With this addition, the center has changed its name from Student Health Center to University Health Center.

Chief of Police

Office of the Chief of Police

This quarter has been a time of collaboration with partners in our public safety efforts, both inside the formal Longwood University community and outside in the larger Central Virginia community. A second quarterly breakfast of the Central Virginia Criminal Justice Team was held in July. This is a grass roots organization pulled together by Chief Beach that consists of the larger criminal justice family, including prosecutors, other court officials, and local law enforcement officers, as well as state and federal law enforcement teams in the region. This networking and team building effort has already generated coordinated efforts in a number of local issues. As part of this effort Chief Beach has been asked to be a keynote speaker to the Piedmont Community Criminal Justice Board Meeting later in September.

Chief Beach accepted the prestigious "Directors Award" from Jerald W. Page, Special Agent in charge of the Secret Service's Richmond Field Office; Kerry M. Crowe, Assistant Special Agent in charge; and Agent Johnny Stinson, a Southside Virginia native who led Secret Service operations during the debate. This award was in recognition of the significant efforts of the LUPD in the security planning and operations for the 2016 Vice Presidential Debate.

Administrative Services

The Longwood University Police Department Administrative Staff is moving forward with installing a new Computer Dispatch System and Records Management System. This project is expected to be completed by the end of the year. Staff must also work with the planning team to relocate the existing radio equipment from the top of Frazer to a different location to help

accommodate the Curry /Frazer renovation project. In addition the Early Childhood Development Center will be fitted with both access controlled doors, and video surveillance cameras.

Office of Student Conduct and Integrity
Comparative Review by Academic Year

Honor Board	2011-2012	2012-2013	2013-2014	2014-2015	2015-2016	2016-2017
Total Cases	80	73	58	56	64	42
Percentage Found Responsible	65%	83%	91%	84%	83%	95%
Percentage of Student Body	1%	1%	1%	1%	1%	1%
Conduct Board	**2011-2012**	**2012-2013**	**2013-2014**	**2014-2015**	**2015-2016**	**2016-2017**
Total Cases	246	202	199	197	174	90
Percentage Found Responsible	88%	83%	89%	85%	75%	79%
Percentage of Student Body	4%	3%	4%	3%	3%	2%
Administrative Hearing Officer	**2011-2012**	**2012-2013**	**2013-2014**	**2014-2015**	**2015-2016**	**2016-2017**
Total Cases	n/a	n/a	n/a	38	54	65
Percentage Found Responsible	n/a	n/a	n/a	82%	82%	78%
Percentage of Student Body	n/a	n/a	n/a	1%	1%	1%
University Disciplinary Board	**2011-2012**	**2012-2013**	**2013-2014**	**2014-2015**	**2015-2016**	**2016-2017**
Total Cases	n/a	n/a	n/a	n/a	n/a	7
Percentage Found Responsible	n/a	n/a	n/a	n/a	n/a	29%
Percentage of Student Body	n/a	n/a	n/a	n/a	n/a	<1%
University Hearing Board - Sexual Misconduct	**2011-2012**	**2012-2013**	**2013-2014**	**2014-2015**	**2015-2016**	**2016-2017**
Total Cases	n/a	n/a	n/a	3	5	1
Percentage Found Responsible	n/a	n/a	n/a	67%	100%	100%
Percentage of Student Body	n/a	n/a	n/a	<1%	<1%	<1%
Alcohol Cases Found Responsible	**2011-2012**	**2012-2013**	**2013-2014**	**2014-2015**	**2015-2016**	**2016-2017**
Total Cases - Responsible	173	136	139	142	126	84
Percentage of Student Body	4%	3%	3%	3%	2%	2%
Drugs Cases Found Responsible	**2011-2012**	**2013-2013**	**2013-2014**	**2014-2015**	**2015-2016**	**2016-2017**
Total Cases - Responsible	29	20	19	30	24	19
Percentage of Student Body	<1%	<1%	<1%	<1%	<1%	<1%

Office of Student Conduct and Integrity
2016-2017 Statistics

ADMINISTRATIVE HEARING OFFICER				
TOTAL NUMBER OF CASES	70		Sharp	1
Males (27)			Stubbs	1
Females (40)				
Groups (3)			VIOLATION REFERRED BY	
			Faculty	21
CLASS			Police	18
Freshman	30		Staff	15
Sophomore	13		Student	7
Junior	14		Staff	4
Senior	7			
Graduate	2		SANCTION	
Non Degree	1		Not Responsible	14
			Disciplinary Suspension	1
VIOLATION LOCATION			Disciplinary Probation	30
Abuse to Persons	20		Admonition	13
Alcohol	21		Educational Assignment	28
Violence to Persons	12		First Round	6
Academic Cheating	8		Last Call	3
Plagiarism	6		Restitution	3
Property	5		Substance Abuse Evaluation	2
Failure to Comply	5			
Weapon Possession	4		APPEALS	
Lying or Falsifying Information	3		Upheld	2
Inteference	3		Upheld with Changes	6
Endangering Another's/One's Physical Well-Being	2		Overturned	0
Guests	1			
Flammable Items	1			
Drug Possession	1			
Drug Paraphernalia	1			
Cheating by Computers	1			
VIOLATION LOCATION				
Off Campus	12			
On Campus, Other - Electronic Submission	13			
ARC	7			
On Campus, Outside Building	7			
Frazer	5			
Longwood Village	5			
Curry	3			
Cox	3			
Longwood Landings	3			
Lancaster	2			
Ruffner	2			
Chichester	1			
Grainger	1			
Hiner	1			
Hull	2			
Jeffers	1			

Annual Safety and Security Report
Crime & Disciplinary Statistics for 2014, 2015 and 2016
Main Campus

Offense (Reported By Hierarchy)	Year	On Campus	Non-Campus	Public Property	Total	Residential Facilities*	Unfounded Crimes
Murder/Non Negligent Manslaughter	2016	0	0	0	0	0	0
Negligent Manslaughter	2016	0	0	0	0	0	0
Rape	2016	6	3	0	9		0
Fondling	2016	2	0	0	2	0	0
Incest	2016	0	0	0	0	0	0
Statutory Rape	2016	0	0	0	0	0	0
Robbery	2016	0	0	0	0	0	0
Aggravated Assault	2016	0	0	2	2	0	0

Burglary	2016	1	1	0	2	5	0
Motor Vehicle Theft	2016	3	0	3	3	0	0
Liquor Law Arrests	2016	7	2	5	14	7	0
Drug Law Arrests	2016	5	0	4	9	3	0
Weapons Law Arrests	2016	0	0	1	1	0	0
Liquor Law Violations Referred for Disciplinary Action	2016	90	2	5	97	86	0
Drug Law Violations Referred for Disciplinary Action	2016	15	0	2	17	15	0
Weapons Law Violations Referred for Disciplinary Action	2016	1	0	0	1	1	0

Offense (Crimes Not Reported By Hierarchy)	Year	On Campus	Non-Campus	Public Property	Total	Residential Facilities*	Unfounded Crimes
Arson	2016	0	0	0	0	0	0
Domestic Violence	2016	1	1	0	2	1	0
Dating Violence	2016	2	2	1	5	2	0
Stalking	2016	0	0	0	0	0	0

**Note: Residential Facility Crime Statistics are a subset of the On Campus Category, i.e. they are counted in both categories.*

Criminal Offenses and Referrals 2015

Offense (Reported By Hierarchy)	Year	On Campus	Non-Campus	Public Property	Total	Residential Facilities*	Unfounded Crimes
Murder/Non Negligent Manslaughter	2015	0	0	0	0	0	0
Negligent Manslaughter	2015	0	0	0	0	0	0
Rape	2015	4	4	0	8	3	0
Fondling	2015	0	0	0	0	0	0
Incest	2015	0	0	0	0	0	0
Statutory Rape	2015	0	0	0	0	0	0
Robbery	2015	0	0	0	0	0	0
Aggravated Assault	2015	0	0	2	2	0	0

Burglary	2015	5	0	0	5	5	0
Motor Vehicle Theft	2015	0	0	1	1	0	0
Liquor Law Arrests	2015	7	8	2	18	7	0
Drug Law Arrests	2015	3	3	0	6	3	0
Weapons Law Arrests	2015	0	0	0	0	0	0
Liquor Law Violations Referred for Disciplinary Action	2015	147	11	3	158	144	0
Drug Law Violations Referred for Disciplinary Action	2015	18	4	0	22	17	0
Weapons Law Violations Referred for Disciplinary Action	2015	0	0	0	0	0	0

Offense (Crimes Not Reported By Hierarchy)	Year	On Campus	Non-Campus	Public Property	Total	Residential Facilities*	Unfounded Crimes
Arson	2015	0	0	0	0	0	0
Domestic Violence	2015	0	1	0	1	0	0
Dating Violence	2015	4	3	0	7	4	0
Stalking	2015	0	0	0	0	0	0

**Note: Residential Facility Crime Statistics are a subset of the On Campus Category, i.e. they are counted in both categories.*

NOTE TO CAMPUS PUBLIC SAFETY DEPARTMENTS: If you have a Murder/Non-Negligent manslaughter case that involved a sex offense, you must count both and we would recommend that you then add a caveat here to explain that the statistic is counted in both categories.

Criminal Offenses and Referrals 2014

Offense (Reported By Hierarchy)	Year	On Campus	Non-Campus	Public Property	Total	Residential Facilities*	Unfounded Crimes
Murder/Non Negligent Manslaughter	2014	0	0	0	0	0	0
Negligent Manslaughter	2014	0	0	0	0	0	0
Rape	2014	4	4	1	9	5	0
Fondling	2014	0	0	0	0	0	0
Incest	2014	0	0	0	0	0	0
Statutory Rape	2014	0	0	0	0	0	0
Robbery	2014	1	0	0	1	0	0
Aggravated Assault	2014	0	0	0	0	0	0

Burglary	2014	10	1	0	11	7	0
Motor Vehicle Theft	2014	1	0	0	1	0	0
Liquor Law Arrests	2014	33	2	45	90	20	0
Drug Law Arrests	2014	11	2	4	17	10	0
Weapons Law Arrests	2014	0	0	1	1	0	0
Liquor Law Violations Referred for Disciplinary Action	2014	82	4	41	127	82	0
Drug Law Violations Referred for Disciplinary Action	2014	18	3	8	29	18	0
Weapons Law Violations Referred for Disciplinary Action	2014	0	0	0	0	0	0

Offense (Crimes Not Reported By Hierarchy)	Year	On Campus	Non-Campus	Public Property	Total	Residential Facilities*	Unfounded Crimes
Arson	2014	0	0	0	0	0	0
Domestic Violence	2014	0	0	0	0	0	0
Dating Violence	2014	3	1	0	4	3	0
Stalking	2014	0	1	0	1	0	0

**Note: Residential Facility Crime Statistics are a subset of the On Campus Category, i.e. they are counted in both categories.*

NOTE TO CAMPUS PUBLIC SAFETY DEPARTMENTS: If you have a Murder/Non-Negligent manslaughter case that involved a sex offense, you must count both and we would recommend that you then add a caveat here to explain that the statistic is counted in both categories.

*Yearly totals of residential facilities and campuses supplied by Longwood University Police
**Yearly totals for public property supplied by Longwood University Police, Farmville Police and Prince Edward Sheriff's Department.
***Requests for statistics were requested from the following police departments.
Clinton, S.C., Police Department
Charleston, S.C. Police, SC. Police
Columbia, S.C., Police Department
Danville, Va. Police
Emporia, Va. Police
Farmville, Va. Police
Greenville County Sheriff's Department
High Point, N.C., Police Department
Martinsville, VA. Police
Myrtle Beach, S.C Police
North Clinton, S.C., Police Department
Petersburg Police
Prince Edward Sheriff's Department
Rock Hill, S.C Police
Shelby, NC Police
South Boston Police Department
Summersville, S.C., Police Department
Westmoreland County Sheriff's Department

Additional Information:

The Campus Security Act requires that reportable crimes be broken down into four categories: on campus, non-campus, public property, and student residences. The term "campus" means any building or property owned or controlled by an institution of higher education within the same reasonably contiguous geographic area of the institution and used by the institution in direct support of, or in a manner related to, the institution's educational purposes, including residences, halls, and property within the same reasonably contiguous geographic area of the institution that is owned by the institution, but controlled by another person, is used by students, and supports institutional purposes (such as a food or other retail vendor). The term "non-campus" means any building or property owned or controlled by a student organization recognized by the institution and any building or property (other than a branch campus) owned or controlled by an institution of higher education that is used in direct support of, or in relation to, the institution's educational purposes, is used by students, and is not within the same reasonable contiguous geographic area of the institution. The term "public property" means all public property--including thoroughfares, streets, sidewalks, and parking facilities--that is within the campus, or immediately adjacent to and accessible from the campus. Previously, on campus, non-campus, and student residences were reported as a single crime statistic for a given crime. Crimes that occurred off campus property were not previously reportable. An enumerated crime that occurs on property immediately adjacent to or within an area up to the far curbing of any street adjacent to campus property is now reported under the "public property" category. ***

Hate Crimes: Hate Crimes statistics are separated by type of prejudice, but the numbers for each specific crime category are included in the overall statistics reported each year.

2016 – No hate crimes reported

2015- No hate crimes reported

2014- No hate crimes reported

Annual Safety and Security Report
Crime & Disciplinary Statistics for 2016

Criminal Offenses
Number of Offenses per Calendar Year

	2014	2015	2016
Study Abroad Program			
Murder/Non-negligent Manslaughter	0	0	0
Forcible sex offenses (including forcible rape)	0	0	0
Non-forcible sex offenses	0	0	0
Robbery	0	0	0
Aggravated assault	0	0	0
Burglary	0	0	0
Motor vehicle theft	0	0	0
Arson	0	0	0
Negligent manslaughter	0	0	0

Information was requested from the following police departments.
Either no reply or no information was received.

Amsterdam Netherlands Police
Antwerp Belgium Police
Bali Indonesia Police
Bangkok, Thailand Police
Barcelona Spain Police
Brussles Belgium Police
Budva Croatia Police
Cape Town South Africa Police
Caroline Island Kirbati Police
Copenhagen Denmark Police
Cork Ireland Police
Derby United Kingdom Police
Dublin Ireland Police
Dubrovnik Craotia Police
Edinburgh United Kingdom Police
Florence, Italy Police
Geneva Switzerland Police
Guana Island British Virgin Islands Police
Honolulu Hawaii Police
Kanchanaburi Thailand Police
Kiritimati French Polynesia Police
Krabi Thailand Police
La Fortuna Costa Pica Police
London England Police

London, London Police
Madrid City Spain Police
Monteverde Coast Rica Police
Munich Germany Police
Munster Germany Police
Normandy France Police
Pal Michael Coasta Rica Police
Pape'ete Tahiti Police
Paris France Police
Plitvice Lakes Croatia Police
Prachuap Khiri Khan Thailand Police
Prague Czech Republic Police
Rancho Margot Costa Rica Police
Rangiroa French Polynesia Police
Ranipokhari Kathmandu Nepal Police
Sangklaburi Thailand Police
San Jose Costa Rica Police
Sarajevo Bosnia and Herzegovina Police
Split Croatia Police
The Hague Netherlands Police
Tuscania Italy Police
Valencia Spain Police
Zadar Croatia
Zagreb Croatia

Annual Safety and Security Report
Crime & Disciplinary Statistics for 2016
Emporia Campus

Occurred On Campus	**2014**	**2015**	**2016**
Murder/Non-negligent Manslaughter	0	0	0
Forcible sex offenses (including forcible rape)	0	0	0
Non-forcible sex offenses	0	0	0
Robbery	0	0	0
Aggravated assault	0	0	0
Burglary	0	0	0
Motor vehicle theft	0	0	0
Arson	0	0	0
Negligent manslaughter	0	0	0
Entering Auto	0	0	0
Occurred in Residence Halls			
Murder/Non-negligent Manslaughter	0	0	0
Forcible sex offenses (including forcible rape)	0	0	0
Non-forcible sex offenses	0	0	0
Robbery	0	0	0
Aggravated assault	0	0	0
Burglary	0	0	0
Motor vehicle theft	0	0	0
Arson	0	0	0
Negligent manslaughter	0	0	0
Occurred in Noncampus Buildings			
Murder/Non-negligent Manslaughter	0	0	0
Forcible sex offenses (including forcible rape)	0	0	0
Non-forcible sex offenses	0	0	0
Robbery	0	0	0
Aggravated assault	0	0	0
Burglary	0	0	0
Motor vehicle theft	0	0	0
Arson	0	0	0
Negligent manslaughter	0	0	0
Occurred on Public Property			
Murder/Non-negligent Manslaughter	0	0	0
Forcible sex offenses (including forcible rape)	0	0	0
Non-forcible sex offenses	0	0	0
Robbery	0	0	0
Aggravated assault	0	0	0
Burglary	0	0	0
Motor vehicle theft	0	0	0
Arson	0	0	0
Negligent manslaughter	0	0	0

	Number of Arrests and Disciplinary incidents per Calendar Year		
	2014	2015	2016
Occurred On Campus			
Liquor law violations	0	0	0
Drug law violations	0	0	0
Illegal weapons possessions	0	0	0
Occurred in Residence Halls			
Liquor law violations	0	0	0
Drug law violations	0	0	0
Illegal weapons possessions	0	0	0
On-Campus Disciplinary Actions			
Liquor law violations	0	0	0
Drug law violations	0	0	0
Illegal weapons possessions	0	0	0
Occurred in Noncampus Buildings			
Liquor law violations	0	0	0
Drug law violations	0	0	0
Illegal weapons possessions	0	0	0
Noncampus Disciplinary Actions			
Liquor law violations	0	0	0
Drug law violations	0	0	0
Illegal weapons possessions	0	0	0
Occurred on Public Property			
Liquor law violations	0	0	0
Drug law violations	0	0	0
Illegal weapons possessions	0	0	0
Public Property Disciplinary Actions			
Liquor law violations	0	0	0
Drug law violations	0	0	0
Illegal weapons possessions	0	0	0

*Yearly totals of residential facilities and campuses supplied by Longwood University Police
** Request was sent to the Greenville County Sheriff's Department for statistics

Additional Information:

The Campus Security Act requires that reportable crimes be broken down into four categories: on campus, non-campus, public property, and student residences. The term "campus" means any building

or property owned or controlled by an institution of higher education within the same reasonably contiguous geographic area of the institution and used by the institution in direct support of, or in a manner related to, the institution's educational purposes, including residences, halls, and property within the same reasonably contiguous geographic area of the institution that is owned by the institution, but controlled by another person, is used by students, and supports institutional purposes (such as a food or other retail vendor). The term "non-campus" means any building or property owned or controlled by a student organization recognized by the institution and any building or property (other than a branch campus) owned or controlled by an institution of higher education that is used in direct support of, or in relation to, the institution's educational purposes, is used by students, and is not within the same reasonable contiguous geographic area of the institution. The term "public property" means all public property--including thoroughfares, streets, sidewalks, and parking facilities--that is within the campus, or immediately adjacent to and accessible from the campus. Previously, on campus, non-campus, and student residences were reported as a single crime statistic for a given crime. Crimes that occurred off campus property were not previously reportable. An enumerated crime that occurs on property immediately adjacent to or within an area up to the far curbing of any street adjacent to campus property is now reported under the "public property" category. ***

Hate Crimes: Hate Crimes statistics are separated by type of prejudice, but the numbers for each specific crime category are included in the overall statistics reported each year.

2016- No hate crimes were reported

2015- No hate crimes were reported

2014- No hate crimes were reported

The Longwood University Martinsville Campus site is located at the New College Institute at the College of Graduate and Professional Studies at 30 Franklin Street in Martinsville, Virginia.

Annual Safety and Security Report
Crime & Disciplinary Statistics for 2016
Martinsville Campus

	Criminal Offenses Number of Offenses per Calendar Year		
	2014	**2015**	**2016**
Occurred On Campus			
Murder/Non-negligent Manslaughter	0	0	0
Forcible sex offenses (including forcible rape)	0	0	0
Non-forcible sex offenses	0	0	0
Robbery	0	0	0
Aggravated assault	0	0	0
Burglary	0	0	0
Motor vehicle theft	0	0	0
Arson	0	0	0
Negligent manslaughter	0	0	0
Entering Auto	0	0	0
Occurred in Residence Halls(N/A)			
Murder/Non-negligent Manslaughter	0	0	0
Forcible sex offenses (including forcible rape)	0	0	0
Non-forcible sex offenses	0	0	0
Robbery	0	0	0
Aggravated assault	0	0	0
Burglary	0	0	0
Motor vehicle theft	0	0	0
Arson	0	0	0
Negligent manslaughter	0	0	0
Occurred in Noncampus Buildings			
Murder/Non-negligent Manslaughter	0	0	0
Forcible sex offenses (including forcible rape)	0	0	0
Non-forcible sex offenses	0	0	0
Robbery	0	0	0
Aggravated assault	0	0	0
Burglary	0	0	0
Motor vehicle theft	0	0	0
Arson	0	0	0
Negligent manslaughter	0	0	0
Occurred on Public Property			
Murder/Non-negligent Manslaughter	0	0	0
Forcible sex offenses (including forcible rape)	0	0	0

Non-forcible sex offenses	0	0	0
Robbery	0	0	0
Aggravated assault	0	0	0
Burglary	0	0	0
Motor vehicle theft	0	0	2
Arson	0	0	0
Negligent manslaughter	0	0	0

	Number of Arrests and Disciplinary incidents per Calendar Year		
	2014	**2015**	**2016**
Occurred On Campus			
Liquor law violations	0	0	0
Drug law violations	0	0	0
Illegal weapons possessions	0	0	0
Occurred in Residence Halls (N/A)			
Liquor law violations	0	0	0
Drug law violations	0	0	0
Illegal weapons possessions	0	0	0
On-Campus Disciplinary Actions			
Liquor law violations	0	0	0
Drug law violations	0	0	0
Illegal weapons possessions	0	0	0
Occurred in Noncampus Buildings			
Liquor law violations	0	0	0
Drug law violations	0	0	0
Illegal weapons possessions	0	0	0
Noncampus Disciplinary Actions			
Liquor law violations	0	0	0
Drug law violations	0	0	0
Illegal weapons possessions	0	0	0
Occurred on Public Property			
Liquor law violations	0	0	0
Drug law violations	0	0	0
Illegal weapons possessions	0	0	0
Public Property Disciplinary Actions			
Liquor law violations	0	0	0
Drug law violations	0	0	0
Illegal weapons possessions	0	0	0

**Yearly totals for campus and public property supplied by Longwood University Police and Martinsville Police Department

Additional Information:

The Campus Security Act requires that reportable crimes be broken down into four categories: on campus, non-campus, public property, and student residences. The term "campus" means any building or property owned or controlled by an institution of higher education within the same reasonably contiguous geographic area of the institution and used by the institution in direct support of, or in a manner related to, the institution's educational purposes, including residences, halls, and property within the same reasonably contiguous geographic area of the institution that is owned by the institution, but controlled by another person, is used by students, and supports institutional purposes (such as a food or other retail vendor). The term "non-campus" means any building or property owned or controlled by a student organization recognized by the institution and any building or property (other than a branch campus) owned or controlled by an institution of higher education that is used in direct support of, or in relation to, the institution's educational purposes, is used by students, and is not within the same reasonable contiguous geographic area of the institution. The term "public property" means all public property--including thoroughfares, streets, sidewalks, and parking facilities--that is within the campus, or immediately adjacent to and accessible from the campus. Previously, on campus, non-campus, and student residences were reported as a single crime statistic for a given crime. Crimes that occurred off campus property were not previously reportable. An enumerated crime that occurs on property immediately adjacent to or within an area up to the far curbing of any street adjacent to campus property is now reported under the "public property" category.

Hate Crimes: Hate Crimes statistics are separated by type of prejudice, but the numbers for each specific crime category are included in the overall statistics reported each year.

2016- No hate crimes were reported

2015- No hate crimes were reported

2016- No hate crimes were reported

The Longwood University South Boston site is located at the Southern Virginia Higher Education Center located at 820 Bruce Street in South Boston, Virginia.

Annual Safety and Security Report
Crime & Disciplinary Statistics for 2016
South Boston Site

	Criminal Offenses Number of Offenses per Calendar Year		
	2014	**2015**	**2016**
Occurred On Campus			
Murder/Non-negligent Manslaughter	0	0	0
Forcible sex offenses (including forcible rape)	0	0	0
Non-forcible sex offenses	0	0	0
Robbery	0	0	0
Aggravated assault	0	0	0
Burglary	0	0	0
Motor vehicle theft	0	0	0
Arson	0	0	0
Negligent manslaughter	0	0	0
Entering Auto	0	0	0
Occurred in Residence Halls(N/A)			
Murder/Non-negligent Manslaughter	0	0	0
Forcible sex offenses (including forcible rape)	0	0	0
Non-forcible sex offenses	0	0	0
Robbery	0	0	0
Aggravated assault	0	0	0
Burglary	0	0	0
Motor vehicle theft	0	0	0
Arson	0	0	0
Negligent manslaughter	0	0	0
Occurred in Noncampus Buildings			
Murder/Non-negligent Manslaughter	0	0	0
Forcible sex offenses (including forcible rape)	0	0	0
Non-forcible sex offenses	0	0	0
Robbery	0	0	0
Aggravated assault	0	0	0
Burglary	0	0	0
Motor vehicle theft	0	0	0
Arson	0	0	0
Negligent manslaughter	0	0	0

Occurred on Public Property			
Murder/Non-negligent Manslaughter	0	0	0
Forcible sex offenses (including forcible rape)	0	0	0
Non-forcible sex offenses	0	0	0
Robbery	0	0	0
Aggravated assault	0	0	0
Burglary	0	0	0
Motor vehicle theft	0	0	2
Arson	0	0	0
Negligent manslaughter	0	0	0

Number of Arrests and Disciplinary incidents per Calendar Year

	2014	2015	2016
Occurred On Campus			
Liquor law violations	0	0	0
Drug law violations	0	0	0
Illegal weapons possessions	0	0	0
Occurred in Residence Halls (N/A)			
Liquor law violations	0	0	0
Drug law violations	0	0	0
Illegal weapons possessions	0	0	0
On-Campus Disciplinary Actions			
Liquor law violations	0	0	0
Drug law violations	0	0	0
Illegal weapons possessions	0	0	0
Occurred in Noncampus Buildings			
Liquor law violations	0	0	0
Drug law violations	0	0	0
Illegal weapons possessions	0		0
Noncampus Disciplinary Actions			
Liquor law violations	0	0	0
Drug law violations	0	0	0
Illegal weapons possessions	0	0	0
Occurred on Public Property			
Liquor law violations	0	0	0
Drug law violations	0	0	0
Illegal weapons possessions	0	0	0
Public Property Disciplinary Actions			
Liquor law violations	0	0	0
Drug law violations	0	0	0
Illegal weapons possessions	0	0	0

*Yearly totals of residential facilities and campuses supplied by Longwood University Police
**Yearly totals for public property supplied by Longwood University Police and South Boston Police Department

Additional Information:

The Campus Security Act requires that reportable crimes be broken down into four categories: on campus, non-campus, public property, and student residences. The term "campus" means any building or property owned or controlled by an institution of higher education within the same reasonably contiguous geographic area of the institution and used by the institution in direct support of, or in a manner related to, the institution's educational purposes, including residences, halls, and property within the same reasonably contiguous geographic area of the institution that is owned by the institution, but controlled by another person, is used by students, and supports institutional purposes (such as a food or other retail vendor). The term "non-campus" means any building or property owned or controlled by a student organization recognized by the institution and any building or property (other than a branch campus) owned or controlled by an institution of higher education that is used in direct support of, or in relation to, the institution's educational purposes, is used by students, and is not within the same reasonable contiguous geographic area of the institution. The term "public property" means all public property--including thoroughfares, streets, sidewalks, and parking facilities--that is within the campus, or immediately adjacent to and accessible from the campus. Previously, on campus, non-campus, and student residences were reported as a single crime statistic for a given crime. Crimes that occurred off campus property were not previously reportable. An enumerated crime that occurs on property immediately adjacent to or within an area up to the far curbing of any street adjacent to campus property is now reported under the "public property" category

Hate Crimes: Hate Crimes statistics are separated by type of prejudice, but the numbers for each specific crime category are included in the overall statistics reported each year.

2016- No hate crimes were reported

2015- No hate crimes were reported

2014- No hate crimes were reported

11

LONGWOOD
UNIVERSITY

175

LOOKING TO OUR THIRD CENTURY
Strategic Plan 2014-2018

Our Mission: *Longwood University is an institution of higher learning dedicated to the development of citizen leaders who are prepared to make positive contributions to the common good of society. Building upon its strong foundation in the liberal arts and sciences, the University provides an environment in which exceptional teaching fosters student learning, scholarship, and achievement. As the only four-year public institution in south central Virginia, Longwood University serves as a catalyst for regional prosperity and advancement.*

Our Opportunity:

A Model for American Higher Education – few institutions in the country have Longwood's potential to make great progress; we have kinetic energy without the entrenched views prevalent at many institutions

Our Key Principles:

Academic Enterprise at the Heart – as one of the hundred oldest U.S. colleges and universities and Virginia's third oldest public university, we prize faculty engagement with students, our residential character, research and scholarship, and the role of a broader learning community beyond the classroom in the preparation of citizen leaders

Transforming Lives – we are at our best when helping to transform lives, by helping our students to truly realize their potential and by helping keep higher education affordable

Camaraderie – we enjoy a distinctive camaraderie, enriched by our many traditions and attention to diversity; a camaraderie that gives us a distinctive advantage when working through challenges and challenging times

Our Priorities:

Retention & Graduation – it is a moral imperative, and likewise catalytic from the standpoint of revenue and the spirit of the University; academic rigor is fundamentally part of the solution, as is affordability

Renewing General Education – we can build a powerful curriculum, building on the liberal arts and sciences for citizen leaders, our unique assets such as Hull Springs, the LCVA, and nearby Moton, and our technology

National Marketing – institution-wide endeavor and marketing collaboration will make one of the fifty oldest NCAA Division I schools as well-known as it should be

Foot Traffic by Alumni and Friends – philanthropy and public support for the University hinge on visits to campus and in-person engagement, since those who see our beautiful campus love Longwood

Prosperity of One of America's Oldest Two-College Communities – Farmville, Prince Edward, the surrounding region, H-SC, and Longwood stand together where the Civil War ended and Civil Rights began; we will thrive together

Strengthening the University Community – faculty and staff compensation must rise substantially; opportunities for professional development must increase; diversity must be fostered; all of which will enhance retention and hiring

Organization, Structuring, and Governance – we must give continually fresh attention to how Longwood is structured and to our policies, practices, data methodologies, and stewardship of resources

Measuring Progress:

Each part of the University will determine how best to assess progress against these priorities in its own area; here are metrics Longwood will measure and monitor as barometers that will reflect our institution-wide progress:

- Student Progress to Graduation
- Consensus on General Education, Implementation, and Assessment
- Alumni Annual Giving Rate
- Overall Attendance at University Events (Performances, Games, Exhibits, Conferences, Lectures, etc.)
- Total Population of the Local Community
- Compensation for Faculty and Staff
- Composite Financial Index (CFI)

LONGWOOD UNIVERSITY

175 1839-2014

LOOKING TO OUR THIRD CENTURY
Strategic Plan 2014-2018

– Dashboard of Principal Metrics –

Retention & Graduation -- It is a moral imperative, and likewise catalytic from the standpoint of revenue and the spirit of the University; academic rigor is fundamentally part of the solution, as is affordability

Principal Metric:
Student Progress to Graduation

Undergraduate	Fall 2011	Fall 2012	Fall 2013	Fall 2014	Fall 2015	Fall 2016	Fall 2017
Applications Prior Year	*4075*	*4167*	*4290*	*4576*	*5248*	*5847*	*6615*
Freshmen	1055	1007	1091	1077	1009	951	1070
Sophomores	760	840	809	854	872	799	728
Juniors	710	687	774	745	798	782	718
Seniors	704	668	635	734	711	740	742
5th year +	214	224	259	223	235	187	187
Transfers and Part-time	744	885	891	907	971	913	994

National Marketing -- Institution-wide endeavor and marketing collaboration will make one of the fifty oldest NCAA Division I schools as well known as it should be.

Principal Metric:
Alumni Annual Giving Participation

	FY2011	FY2012	FY2013	FY2014	FY2015	FY2016	FY 2017
Alumni of Record	30,360	30,024	30,868	27,197*	27,197*	27,894*	28,691*
Alumni Donors	3,465	3,293	3,133	2,575*	2,976*	3,126*	2,890*
% Rate	11.41%	10.97%	10.15%	9.47%	10.94%	11.2%	10.07%

**Beginning in FY14, per standard national practice, only undergraduate alumni are included in this category*

Foot Traffic by Alumni and Friends -- Philanthropy and public support for the University hinge on visits to campus and in-person engagement, since those who see our beautiful campus love Longwood.

Principal Metric:
Overall Attendance at University Events (M&W Basketball, LCVA, Conferences, Events, B&B Nights)

FY2011	FY2012	FY2013	FY2014	FY2015	FY2016	FY 2017
39,099	35,654	39,354	44,584	51,729	71,662	124,844*

**This figure does not include foot traffic brought to campus by the Vice Presidential Debate*

Prosperity of One of America's Oldest Two-College Communities -- Farmville, Prince Edward, the surrounding region, H-SC, and Longwood stand together where the Civil War ended and Civil Rights began; we will thrive together.

Principal Metric:
Total Population of Buckingham, Charlotte, Cumberland, and Prince Edward Counties (by registered voters)

July 2011	July 2012	July 2013	July 2014	July 2015	July 2016	July 2017
39,184	39,258	39,168	38,925	37,626	38,078	39,338

Strengthening the University Community – Faculty and staff compensation must rise substantially; opportunities for professional development must increase; diversity must be fostered; all of which will enhance retention and hiring.

Principal Metric:
Average Compensation for Faculty and Staff

	FY2011	FY2012	FY2013	FY2014	FY2015	FY2016	FY2017
Classified Staff	$37,068	$38,975	$39,549	$40,969	$42,201	$42,572	$42,416
AP Staff	$57,577	$58,673	$60,458	$62,433	$63,851	$65,084	$67,196
Professor	$77,300	$77,300	$77,200	$80,000	$80,100	$82,057	$83,437
Associate Professor	$63,000	$61,400	$64,300	$65,800	$67,100	$69,146	$69,921
Assistant Professor	$53,800	$55,100	$57,100	$59,600	$59,200	$62,622	$65,056
Instructor	$56,400	$57,200	$60,000	$55,700	$58,400	$65,634	$59,068
All Faculty	$62,625	$62,750	$64,650	$65,275	$66,200	$69,472	$70,833

Organization, Structuring, and Governance – We must give continually fresh attention to how Longwood is structured and to our policies, practices, data methodologies, and stewardship of resources.

Principal Metric:
Composite Financial Index (CFI)

FY2011	FY2012	FY2013	FY2014	FY2015	FY2016	FY2017
4.19	-1.14	3.98	3.55	2.57	-0.61*	N/A

**Beginning with FY2016, the Commonwealth's APA reflects the notional full value of the VRS obligation to Longwood employees as a liability on the University's balance sheet. The FY2017 audit is underway.*

The Strategic Priority of Renewing General Education will be gauged as a matter of process until the appropriate juncture of implementation.

12

Longwood University Foundation, Inc.
Board of Visitors Report
September 2017

Mission

The Longwood University Foundation, Inc. enhances the image of Longwood University by supporting the institution's academic, social, and economic goals. The Foundation seeks to maximize private sector support by engaging in ethical and responsible donor cultivation, strategic investment plans, and timely distribution of private resources.

Longwood Foundation Scholarships

Longwood University Foundation's mission includes supporting the University by timely distributing scholarship gifts and awards to help reduce the rising costs of education for the institution's students. All scholarships are funded by individuals and organizations who deserve our sincere thanks for their generosity. Because of our donors' generosity, Longwood is able to provide scholarships to attract, reward, and retain deserving students.

Over the last year, the Foundation has been working on ways to enhance its Mission to provide support to deserving students. A few of the financial highlights for 6/30/17 include:

- Net Return of 11.97% on investible assets
- 35% Increase in Annual Giving
- Expenses were flat from last year excluding the Maugins Center transaction
- 800 Foundation scholarships awarded totaling $1,679,000. Consistent with the previous year.
- $2.5M was recently transferred to the Spider Fund for Endowment gifts.
- Approximately 9% of the total endowment is unrestricted; remaining 91% is restricted for scholarships or programmatic expenses.

The Foundation has been working on initiatives aligning our actions with our Mission. We are striving to increase both the number and overall dollar amount of scholarships annually. The Foundation recently partnered with Financial Aid and the IT department to acquire and implement a software called AcademicWorks. AcademicWorks is a multipurpose scholarship database that will provide information for parents, students, faculty, and the awarding bodies on all available scholarships. Once implemented we hope to be a resource that will alert students to potential scholarship opportunities giving everyone an equal opportunity to be considered.

The Foundation recently approved a full-time Foundation Scholarship Manager who will work parallel with University Financial Aid to deploy public and private dollars available. This person will work closely with the Donor Relations staff in Advancement to ensure donor restrictions are satisfied.

We are excited to have Sharon Payne as our CFO. Sharon and her team are working very hard to improve the efficiency of Foundation operations.

Finally, we want to thank President Reveley for his leadership. We look forward to working with the University toward its goals.

Longwood University Board of Visitors
September 15, 2017 Meeting
Longwood University Real Estate Foundation (LUREF) Update

The LUREF exists to support the University through real estate acquisition and development. Many of the projects that LUREF assists are already included in the Board Book because of the synergistic relationship with the University. However, a brief summary of major LUREF projects is included below:

Design and Construction

- Renovation of Curry and Frazer Residence Halls

The $61 million renovation of Curry and Frazer Residence Halls, the largest project of its type in University history, is now in the design development phase. University and LUREF representatives are currently reviewing the plans and specifications. Title to the property will be transferred to LUREF later this year. Construction has commenced on two model rooms within Curry, and site work for the entire complex will begin in December. The actual renovation work for Frazer will begin in May 2018 and be completed in August 2019. For Curry, the work will begin in May 2019 and be completed in August 2020. LU's Residential and Commuter Life office has made plans to accommodate students during the renovation period so that the temporary loss of bed space is not a hardship.

- Andy Taylor Center for Early Childhood Development

The College of Education and Human Services is creating the Center in the building located at 211 Fourth Street, which LUREF recently renovated. The Center will open in October and provide a comprehensive, diverse and inclusive learning environment for children between the ages of 2-1/2 and 5. Professional teachers will enable the children to explore and learn through art, music, movement, words, numbers and nature.

- Hull Springs Farm

LUREF selected Train Architects of Charlottesville to provide evaluation, planning, design and cost estimation services for the initial phase of the transformation of HSF. The schematic plans Train prepares will enable LUREF to bring to life the concepts enunciated in Place Matters. Existing facilities will be restored to the greatest extent possible, and new facilities constructed, to provide classroom and wet laboratory space and to accommodate weeklong visits by students, faculty, staff and other members of the Longwood family. The Big and Yellow Houses will be connected to the new public sewer line by mid-September. Through careful planning and coordination with Westmoreland County and local plumbing contractors, the sewer connection work will not interfere with committed HSF rentals.

- HSF Business Plan.

A business plan informed by Train's work will be prepared by LUREF. The University's Institutional Advancement team will organize and execute a major fundraise to make the transformation of HSF a reality.

Property Acquisition

- 511 Pine Street

LUREF has closed on the purchase of this property, which is located adjacent to the parking lot at the corner of Pine and Wynne Drive. It was a targeted acquisition in Place Matters. The Space Planning Committee will determine the most appropriate use for the property.

- 109 High Street

The LUREF has signed a contract to purchase this property, also targeted in Place Matters, from Walk2Campus Properties. The property consists of a brick apartment building at the corner of High and Venable Streets and a small adjacent house on Venable Street.

Other LUREF Business

- Audit

Cherry Bekaert, LUREF's external audit firm, issued an unmodified opinion (formerly known as a "clean opinion") for 2016.

- Midtown Square

Domino's Pizza and Uptech (cell phone repair company) recently signed leases and will be opening this fall.

Longwood Alumni Board Report
Report for Board of Visitors
September 2017

The Alumni Board met on June 17, 2017. At our June meeting, Board members volunteered at the Pregnancy Support Center and helped with organizing the Baby Boutique, a low-cost store for patients to shop for necessary items. "Baby bottles" will be filled with loose change and currency at our September meeting and donate them to the Center. Other community service projects for September include donating time at FACES and sorting books for the upcoming Children's Book Festival. Board members will also be donating gently used and new books for the festival. The Alumni Board will continue to have a community service opportunity available for board members during each meeting.

Another area the Board is focusing on is increasing our attendance and participation in regional and campus events. Several Board members were able to attend the "Welcome to the City" parties this summer that brought together recent graduates with human resources professionals and alumni. Other events included sports outings in Lynchburg, Norfolk, Richmond, and Boston. Fall events include a family day at the Norfolk Zoo, the first ever Joan of Arc Celebration in late September for alumnae who have already celebrated their 50th reunion, and FeedMore on September 20th in Richmond. When attending FeedMore, alumni are asked to donate canned good items. There is a competition among the various colleges and universities for the amount of canned goods donated.

In addition to community outreach and alumni events, we are planning a ring ceremony or ring event and ways to support the Mega Reunion in May. Our Alumni Awards committee is busy at work for the annual evening in March.

Other developments from the Office of Alumni and Career services include the rolling out of its "Engagement Wanted" program where "connection-ready" students are matched up with alumni willing to have an informational interview over the phone. The program is designed to provide an avenue for alumni to make an impact while teaching students how to introduce themselves and ask for advice. Before connecting students with alumni volunteers, they'll be coached on their resumes and LinkedIn profiles. Season 2 of the Day After Graduation podcast is scheduled for launch in early October.

Remember to visit the longwood.edu website to stay up to date on alumni related events and activities. The next meeting will be on September 23rd.

Tammy Jones
President- Alumni Board

Longwood Student Government Association
Report for Board of Visitors
September 2017

It is with great pleasure the student body and I get to welcome in a new year. With a new year comes new students— students with innovative ideas for moving us forward as a campus, community, and people. The Class of 2021 shows amazing potential and demonstrates everything we look for in Lancers: academic excellence, a passion for serving others, and membership within a community that learns, lives, and loves Longwood together.

As we begin another year in the Student Government Association, we look forward to creating strong, lasting legislation that betters our student body and benefits every Lancer. Last year, we produced truly amazing programs like "Building Bridges: A Discussion on Diversity" and "Let's Talk," both initiatives to get students, faculty, and staff involved in conversations about diversity, university community, and campus change. We look to grow these programs in the coming year while addressing the issues that matter most to students, including parking, dining services, campus construction, and fiscal concerns. Additionally, I am looking into hosting five discussion sessions that feature individuals such as, Longwood Police Chief Robert Beach, Farmville Mayor David Whitus, and Troy Austin, Director of Athletics. I have noticed there is some disconnect between students, various departments around campus, and the community of Farmville. It is my vision that these sessions would allow students the opportunity to talk face to face with key leaders in the Longwood/Farmville community as well as allow the leaders to discuss their mission.

The Student Government Association's mission has always been to promote the multi-faceted environment of student and college life. We intend to do so and exceed the expectation.

Kevin Napier
President
Student Government Association

Report from the Faculty Representative to the Board of Visitors

I am honored that the faculty re-elected me to serve as the Faculty's Representative to the Board of Visitors for the 2017-18 year. It will be a pleasure meeting with the Board during the coming year.

I have contacted the faculty to solicit information about their summer activities. I am continuing to receive their reports, but I remain impressed by my colleagues' activities. In addition to teaching, Longwood faculty organized workshops, gave presentations at conferences, mentored students in research and on educational trips, published research, managed accreditation requirements, and served their communities. I look forward to sharing examples with the Board at the meeting.

Respectfully submitted,

Lissa Power-deFur, Ph.D., CCC-SLP
Professor, Communication Sciences and Disorders

Longwood Staff Advisory Committee

Report for Board of Visitors

September 2017

The Staff Advisory Committee assisted Human Resources with the annual Staff Awards Reception the end of April. We held our 2nd Annual Ice Cream Train for staff in May. In July, our committee bid farewell to four members who rotated off the committee and welcomed four new members. We hosted a "Welcome, Welcome Back Reception" for all staff the first week of August, and we assisted with the President's Welcome in August by welcoming faculty & staff and handing out tickets for free parking passes.

13

LONGWOOD
UNIVERSITY

Office of Public Relations
201 High Street
Farmville, VA 23909
434-395-2020

January 13, 2016

Longwood's mission played formative role in historic commonwealth attorney's life

Farmville, Va.— When Megan Clark stood in front of Circuit Court Judge Kimberly White and raised her hand to take the oath of office—an office that had never previously been held by a woman or an African American—she felt the weight of history.

"It was a packed courtroom," said Clark '05, who was elected to serve as the Prince Edward County Commonwealth's Attorney in November and was sworn in Monday, Jan. 4. "I glanced out at the people there and understood very clearly that this was bigger than me, and I was honored to be a part of history."

Clark's journey began at Longwood, where her mother, Dr. Theresa Clark, is a longtime professor and chair of the Department of Social Work and Communication Sciences and Disorders. As a child, Megan played with her sister in the hallways of academic buildings and accompanied her mother on trips to educational conferences. Even at that young age, Clark was aware of the university's mission to develop citizen leaders, and it struck a deep chord.

"I always knew I wanted to live a life where service was at the center," said Clark. "It was never explicit, but the idea of giving back has been a constant undertone. I watched my parents get involved with the community and my church make inclusion and service high priorities for the congregation."

Office of Public Relations
201 High Street
Farmville, VA 23909
434-395-2020

Clark's family story is one that could have unfolded only in Prince Edward County. The lives of both her mother and father were changed by the infamous school closings. Her mother, the future Longwood professor, rode to school in a neighboring county, where her father was a math teacher; her father, Lorenzo, a talented baseball player, began his own excavating business. Megan Clark and her sister, Shelley Clark-Reed, assistant principal at Prince Edward County Elementary School, grew up immersed in a community where struggle was the norm. The lessons of their childhood inspired both to be forces for positive change in their own communities.

"Megan has always been a well-rounded individual who is always willing to help," said Theresa Clark. "She and her sister traveled with me to community and educational meetings when they were young and gained their own perspectives about service to humankind. I'm very proud that she's a graduate of Longwood, where I've spent much of my professional life, and I feel that she embodies the spirit of Longwood."

It was when Megan Clark became a Longwood student, however, that her philosophy began to crystallize. A moment early in her freshman year led to deep reflection that set her on the path she has since followed.

"When I arrived at Longwood, my classmates and I were asked to decide what citizen leadership means to us," said Clark. "After reflection, I came to the conclusion that it meant simply being a part of the community, having integrity and showing respect for people around you. So I tried my best to hold myself in a way so that no matter who was watching, I was showing my best face."

When she arrived at Longwood in 2001, she initially pursued journalism, and under the tutelage of beloved professor Bill Stuart, who led the formation of the Department of Communication Studies, she blossomed into a talented writer and researcher. Then another idea surfaced, and she followed it through to a law degree at William & Mary.

"Initially I thought I'd go into defense work," she said, "because it struck this chord of social justice that resonated inside me. But after speaking with some people who worked in the public sphere, I realized that I could be just as much a force for good and justice as a prosecutor as I could on the other side of the aisle."

Clark spent time in the Appomattox County commonwealth's attorney's office before taking a job in Henrico County, where she worked for six years. The idea of returning home to serve the community she loved was always with her, however. When longtime Prince Edward Commonwealth's Attorney Jim Ennis announced in January 2015 he would retire at the end of the year, Clark moved back immediately and announced her candidacy.

"I believe there's been a lot of progress in this community in recent years, but there's still a long way to go," said Clark. "My campaign was run on fairness, better communication and a

Office of Public Relations
201 High Street
Farmville, VA 23909
434-395-2020

community-minded approach to law enforcement. I think these things are achievable, but it's going to take a lot of work. That's the essence of citizen leadership: having integrity and bringing that into the community around you."

14

LONGWOOD
UNIVERSITY

Office of Public Relations
201 High Street
Farmville, VA 23909
434-395-2020

August 10, 2017

Andy Taylor Center for Early Childhood Development to welcome first group of children October 2

Farmville, Va.— At the Andy Taylor Center for Early Childhood Development, the classrooms have taken shape: fresh coats of paint are up on the walls and multicolored carpet is being laid on the floors.

The rooms will soon be filled with items ranging from pinecones and acorns to oversized paper and paintbrushes – tools of learning and exploration for the young children who will soon bring fresh energy and vitality to the former lumberyard building in downtown Farmville, just a few blocks from Longwood's central campus.

Some children will create their own music, or dance to a favorite song. Others will create self-portraits, or create a play based on a book they just read.

On October 2, the doors will open to the Andy Taylor Center's first group of eager and energetic young children to begin exploring and learning. The early childhood learning program will serve both Longwood families and members of the community at large, and the preschool program is just one part of the Taylor Center's multi-faceted approach to meeting a widely identified urgent area of need across Southside, Virginia. The Taylor Center will not only expand the community's capacity to offer high-quality early childhood programs, but it will also serve as an academic teaching and research center that will help train Longwood graduates to work in this critical field, and as a staff development and resource center for other area providers.

"We're very excited to be able to open this fall and serve the community with a forward-thinking early care and education option," said Dr. Sara Miller, director of the Early Childhood Development Initiative and associate professor of education. "We're focused on creating a diverse and inclusive learning environment for children with various needs, and will open our doors this fall to a group of young

Office of Public Relations
201 High Street
Farmville, VA 23909
434-395-2020

children who will direct their own learning and develop lifelong skills like collaboration, flexibility, and critical thinking."

"We know from research and experience that high-quality early childhood education is one of the best long-term investments any community can make," Miller said. "Longwood is proud to be at the forefront of providing more capacity in this important area and making Farmville an even better place for families."

Applications for children between ages 2 ½ and 5 will begin to be accepted online at www.longwood.edu/andytaylorcenter beginning Monday, August 21. Information about tuition and hours is currently available on the website.

The Andy Taylor Center will implement a Reggio Emilia-style approach to early childhood education, a model highly regarded by experts in the field that allows children to explore their environment based on their interests and gives them the tools to express themselves through "a hundred languages."

"The goal is to teach children as many different ways to express themselves as possible—through art, drama, observation, or any other medium," said Miller. "This approach has been used to great success across the world, and the curriculum is shaped to each child's interests. It will be great to watch each child develop according to their own pace and personality."

In practice, teachers present children with various activities and materials and actively watch, question and document each child's experience to better plan both individual and class activities. Each class is limited to 18 students, and there are always two adults in each room, including a lead teacher.

The Taylor Center's new site director, Kim Hailey '03, M.S. '09, is a veteran teacher who has worked in both the public and private sectors and grew up in the area. For the last several years she has taught at a local preschool.

"We are starting with a firm leadership foundation, which gives us a leg up as the center gets started and expands over time," said Miller. "Kim is extremely well-respected for her commitment to children and education, so we are opening our doors feeling positive about what lies ahead."

Applications for teaching positions are open at www.longwood.edu/hr.

The Andy Taylor Center for Early Childhood Development is endowed by a gift from Longwood alumna Jane Richardson Taylor '71, who has led a preschool program at St. John the Apostle Catholic Church in Leesburg for the last 16 years, after a career as a middle- and high-school administrator. The center is named for her first child.

Taylor will be honored at a dedication for the center on October 20.